

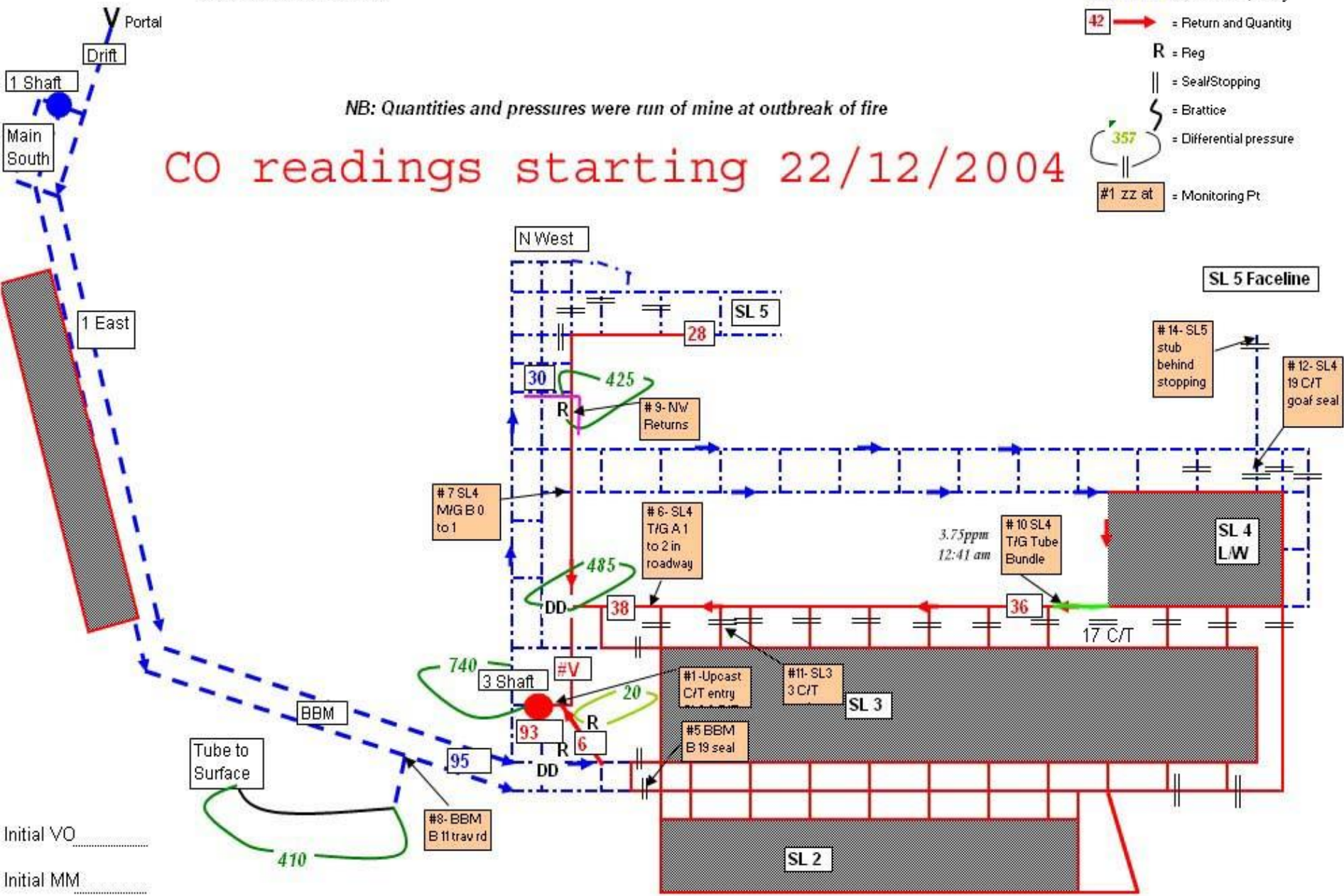
**Southland Colliery Ventilation Schematic**  
**DECEMBER 2003**

**Legend**

- 36 → = Intake and Quantity
- 42 → = Return and Quantity
- R = Reg
- || = Seal/Stopping
- = Brattice
- 357 = Differential pressure
- #1 ZZ at = Monitoring Pt

*NB: Quantities and pressures were run of mine at outbreak of fire*

**CO readings starting 22/12/2004**



Initial VO .....  
 Initial MM .....

Green <5ppm; Yellow 6 to 25ppm; Blue 26 to 50ppm; Orange 51 to 75ppm; Purple 76 to 100ppm; Red >100ppm

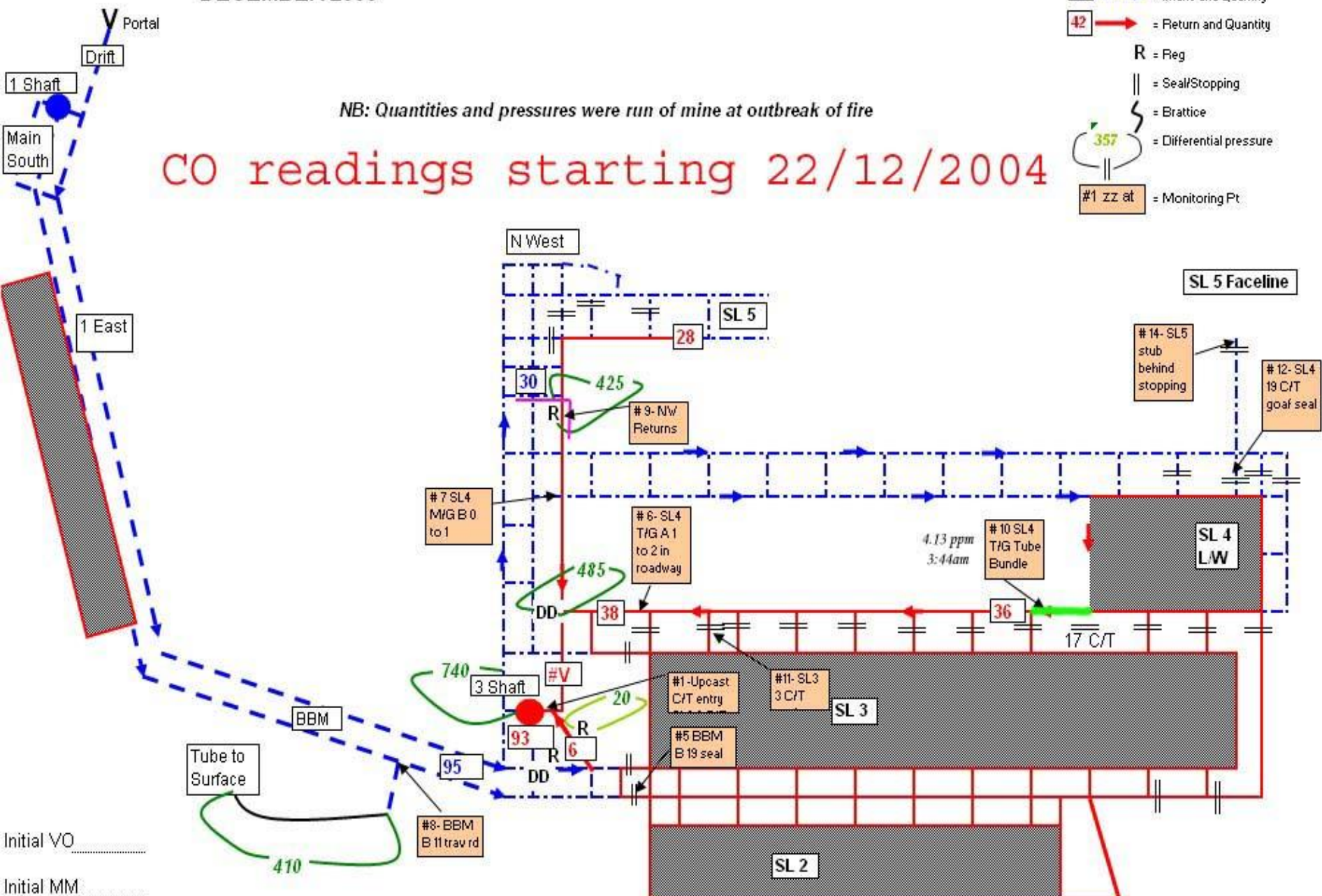
**Southland Colliery Ventilation Schematic**  
**DECEMBER 2003**

**Legend**

- 36 → = Intake and Quantity
- 42 → = Return and Quantity
- R = Reg
- || = Seal/Stopping
- ~ = Brattice
- 357 ↻ = Differential pressure
- #1 zz at = Monitoring Pt

*NB: Quantities and pressures were run of mine at outbreak of fire*

**CO readings starting 22/12/2004**



Initial VO .....  
 Initial MM .....

Green <5ppm; Yellow 6 to 25ppm; Blue 26 to 50ppm; Orange 51 to 75ppm; Purple 76 to 100ppm; Red >100ppm

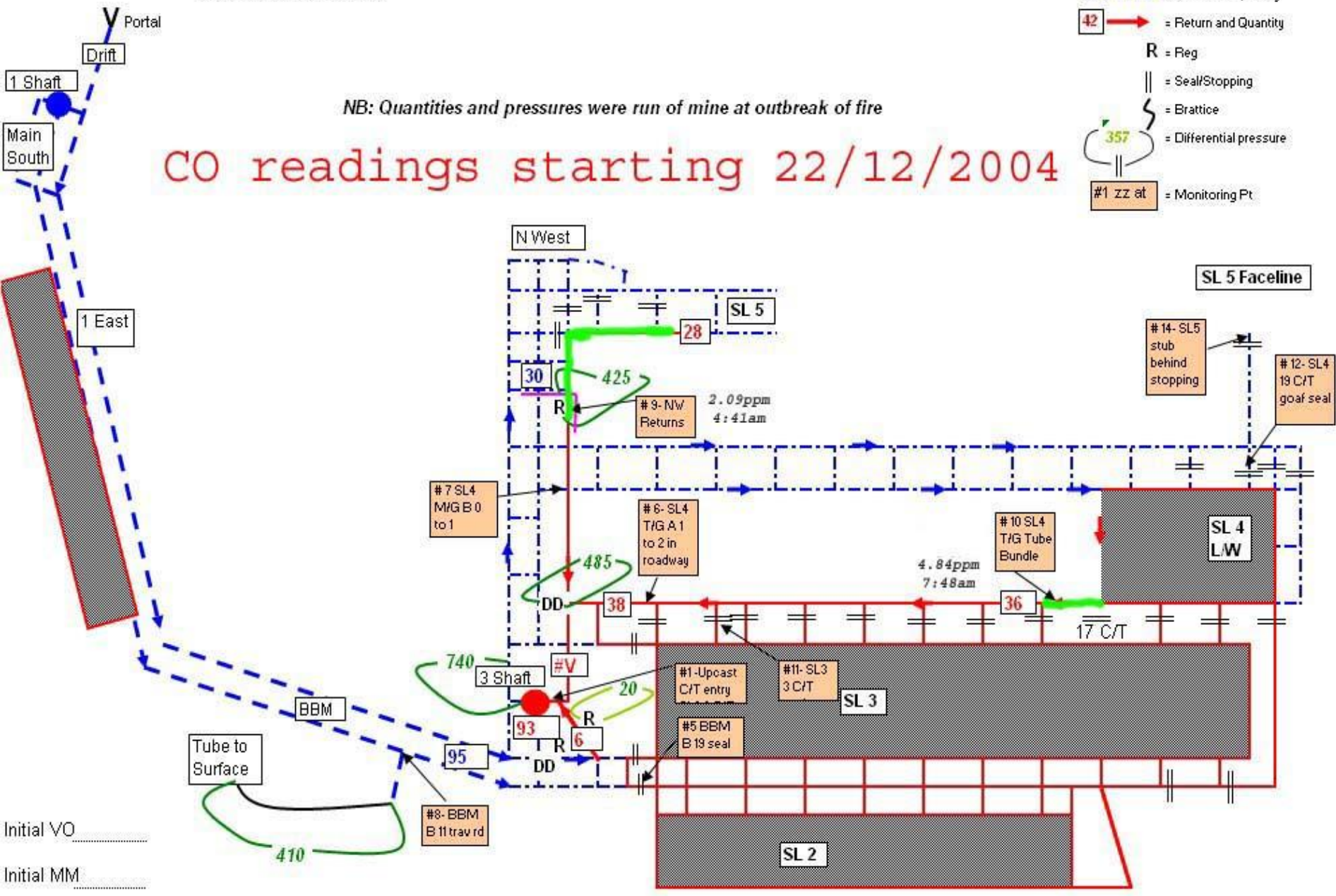
**Southland Colliery Ventilation Schematic**  
**DECEMBER 2003**

**Legend**

- 36 → = Intake and Quantity
- 42 → = Return and Quantity
- R = Reg
- || = Seal/Stopping
- ~ = Brattice
- ⊕ = Differential pressure
- #1 ZZ at = Monitoring Pt

*NB: Quantities and pressures were run of mine at outbreak of fire*

**CO readings starting 22/12/2004**



Initial VO .....  
 Initial MM .....

Green <5ppm; Yellow 6 to 25ppm; Blue 26 to 50ppm; Orange 51 to 75ppm; Purple 76 to 100ppm; Red >100ppm

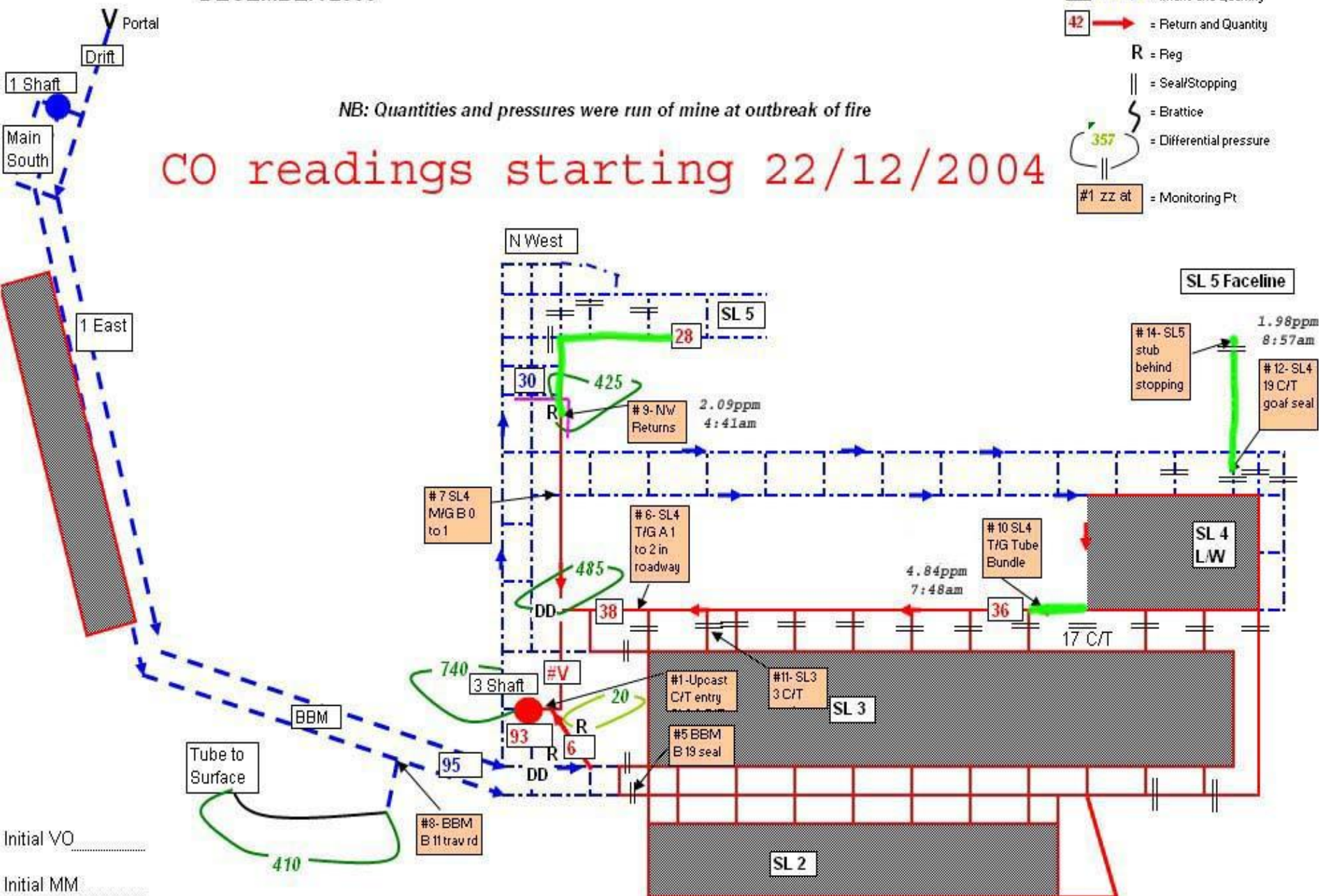
Southland Colliery Ventilation Schematic  
DECEMBER 2003

Legend

- 36 .....> = Intake and Quantity
- 42 .....> = Return and Quantity
- R = Reg
- || = Seal/Stopping
- ~ = Brattice
- 357 = Differential pressure
- #1 zz at = Monitoring Pt

NB: Quantities and pressures were run of mine at outbreak of fire

CO readings starting 22/12/2004



Green <5ppm; Yellow 6 to 25ppm; Blue 26 to 50ppm; Orange 51 to 75ppm; Purple 76 to 100ppm; Red >100ppm

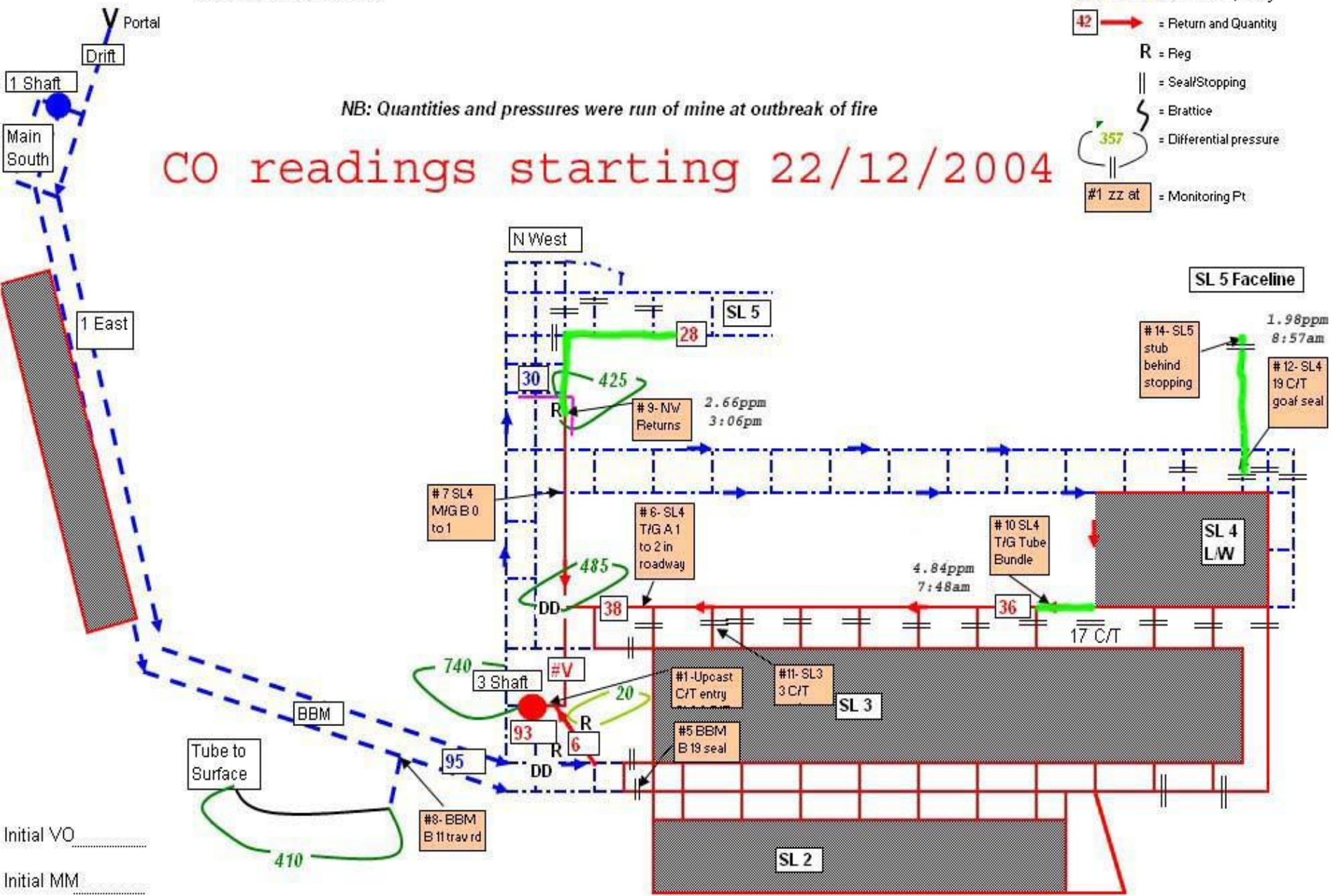
**Southland Colliery Ventilation Schematic**  
**DECEMBER 2003**

**Legend**

- 36 ..... ▶ = Intake and Quantity
- 42 ..... ▶ = Return and Quantity
- R = Reg
- || = Seal/Stopping
- ~ = Brattice
- ⊖ ⊕ = Differential pressure
- #1 zz at = Monitoring Pt

*NB: Quantities and pressures were run of mine at outbreak of fire*

**CO readings starting 22/12/2004**



Green <5ppm; Yellow 6 to 25ppm; Blue 26 to 50ppm; Orange 51 to 75ppm; Purple 76 to 100ppm; Red >100ppm

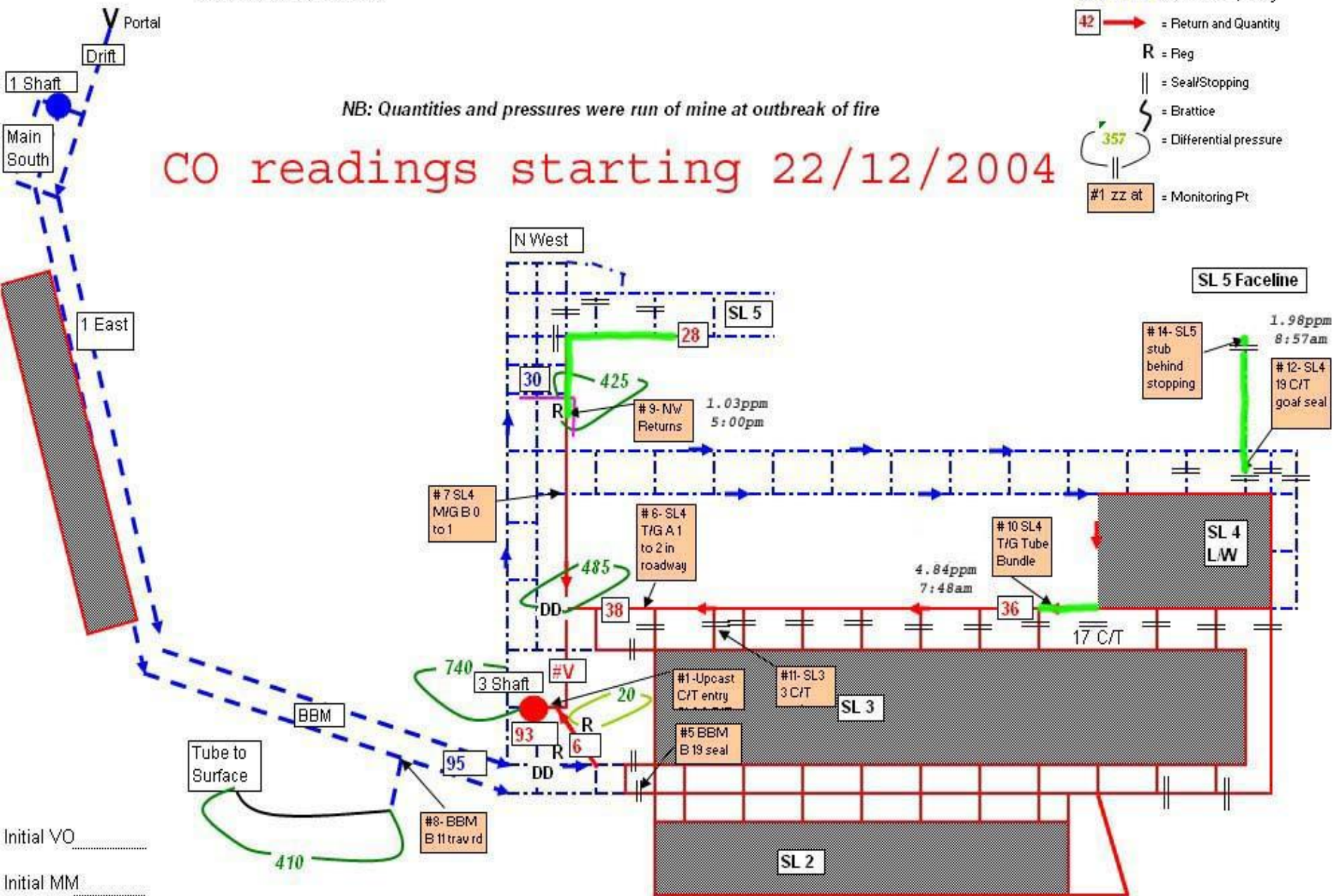
**Southland Colliery Ventilation Schematic**  
**DECEMBER 2003**

**Legend**

- 36 .....▶ = Intake and Quantity
- 42 → = Return and Quantity
- R = Reg
- || = Seal/Stopping
- ~ = Brattice
- ↻ = Differential pressure
- #1 zz at = Monitoring Pt

*NB: Quantities and pressures were run of mine at outbreak of fire*

**CO readings starting 22/12/2004**



Initial VO .....  
 Initial MM .....

Green <5ppm; Yellow 6 to 25ppm; Blue 26 to 50ppm; Orange 51 to 75ppm; Purple 76 to 100ppm; Red >100ppm

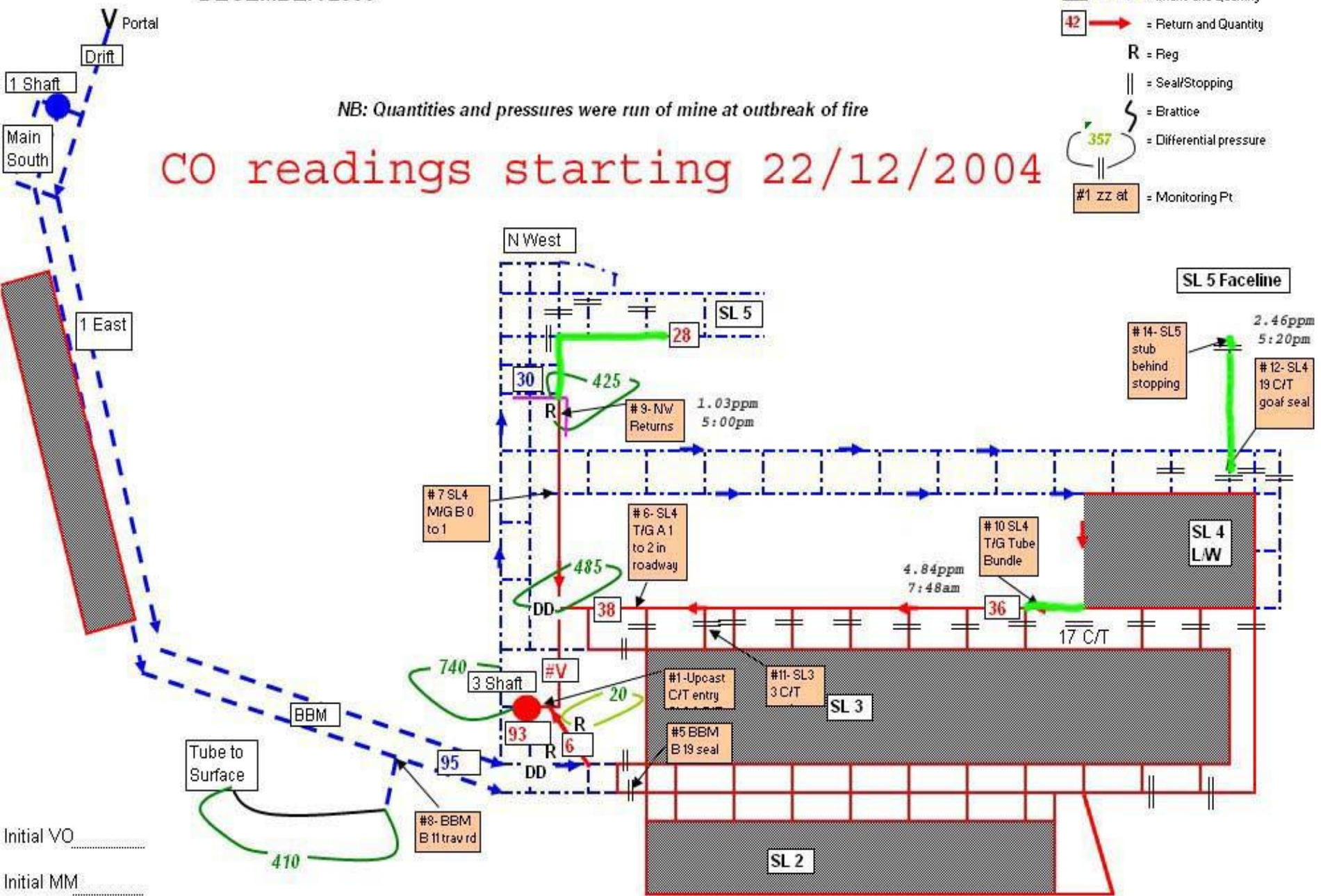
**Southland Colliery Ventilation Schematic**  
**DECEMBER 2003**

**Legend**

- 36 .....▶ = Intake and Quantity
- 42 → = Return and Quantity
- R = Reg
- || = Seal/Stopping
- ⋈ = Brattice
- ⊖ = Differential pressure
- #1 zz at = Monitoring Pt

*NB: Quantities and pressures were run of mine at outbreak of fire*

**CO readings starting 22/12/2004**



Initial VO .....  
 Initial MM .....

Green <5ppm; Yellow 6 to 25ppm; Blue 26 to 50ppm; Orange 51 to 75ppm; Purple 76 to 100ppm; Red >100ppm

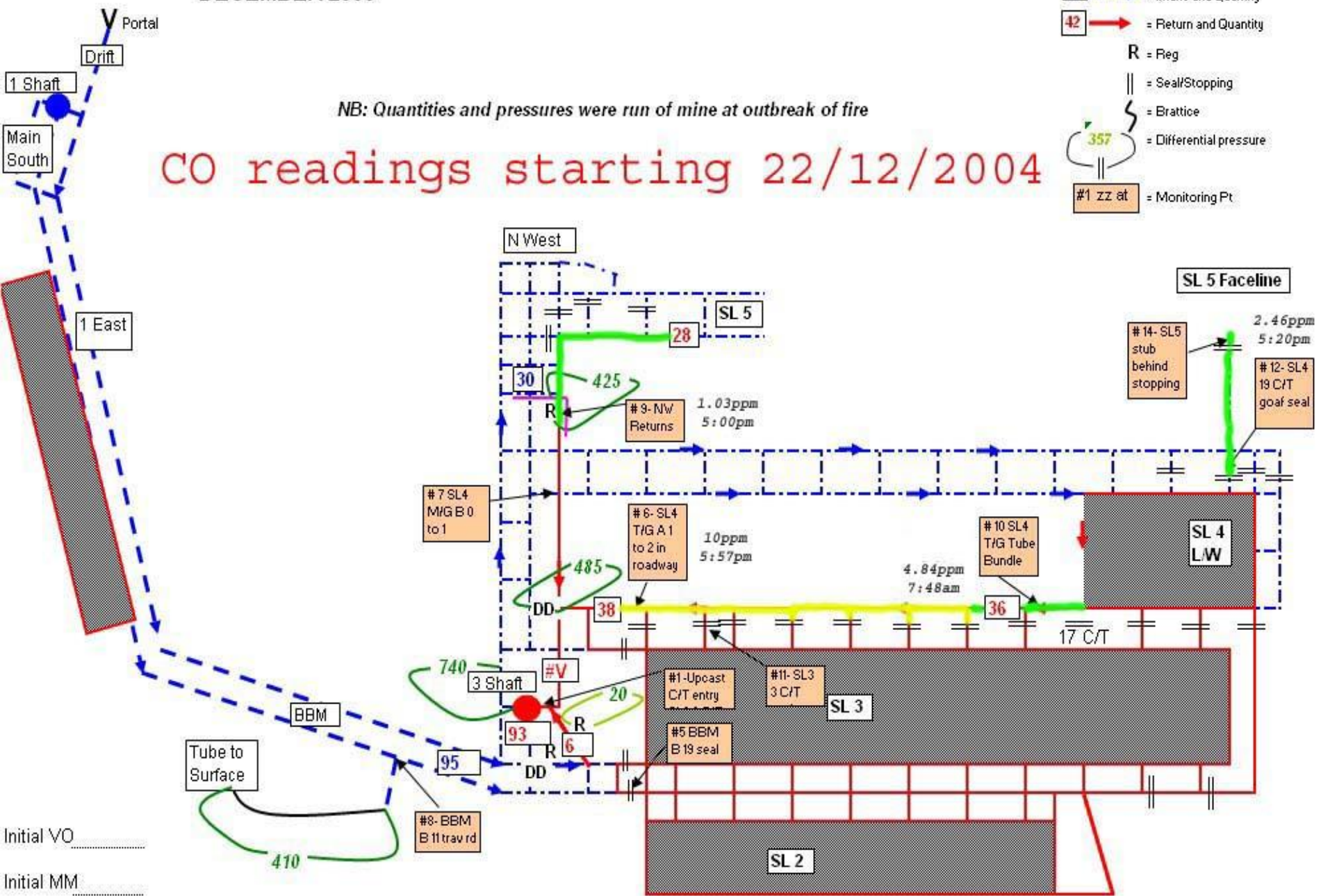
**Southland Colliery Ventilation Schematic**  
**DECEMBER 2003**

**Legend**

- 36 .....▶ = Intake and Quantity
- 42 → = Return and Quantity
- R = Reg
- || = Seal/Stopping
- ⌋ = Brattice
- ↻ = Differential pressure
- #1 zz at = Monitoring Pt

*NB: Quantities and pressures were run of mine at outbreak of fire*

**CO readings starting 22/12/2004**



Initial VO .....  
 Initial MM .....

Green <5ppm; Yellow 6 to 25ppm; Blue 26 to 50ppm; Orange 51 to 75ppm; Purple 76 to 100ppm; Red >100ppm



# Southland Colliery Ventilation Schematic

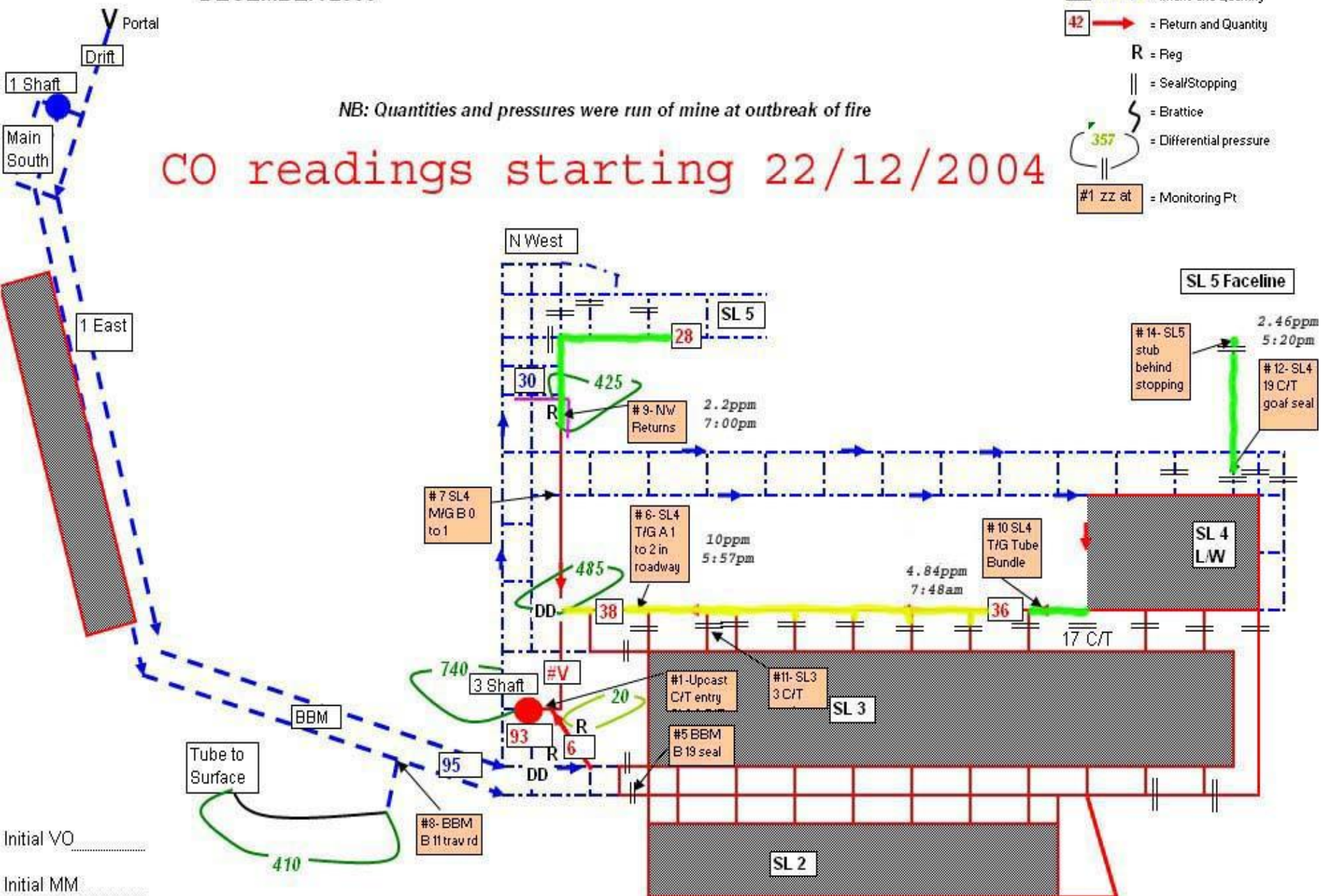
DECEMBER 2003

## Legend

- 36 .....▶ = Intake and Quantity
- 42 → = Return and Quantity
- R = Reg
- || = Seal/Stopping
- ⌋ = Brattice
- ↻ = Differential pressure
- #1 zz at = Monitoring Pt

NB: Quantities and pressures were run of mine at outbreak of fire

## CO readings starting 22/12/2004



Green <5ppm; Yellow 6 to 25ppm; Blue 26 to 50ppm; Orange 51 to 75ppm; Purple 76 to 100ppm; Red >100ppm

# Southland Colliery Ventilation Schematic

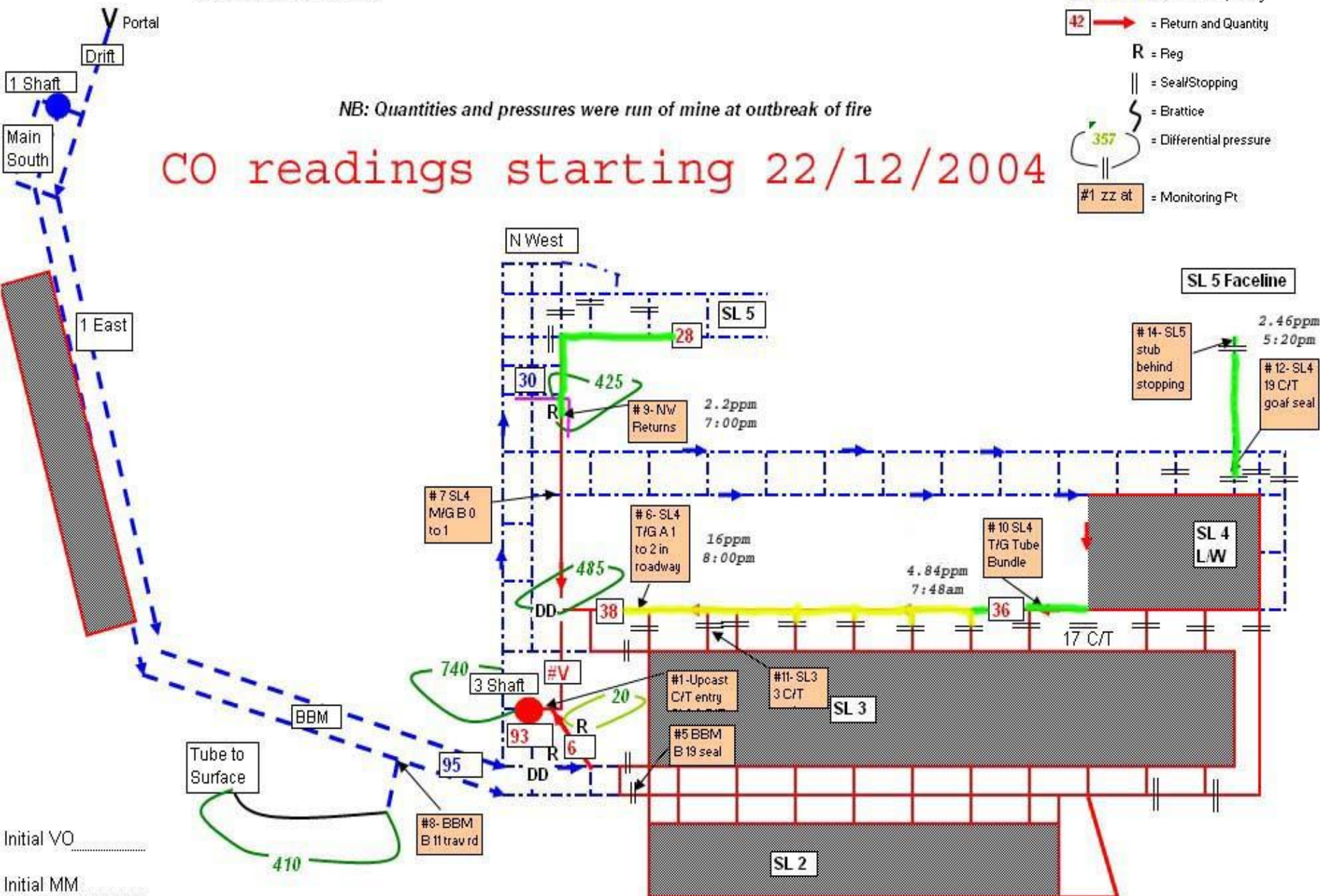
DECEMBER 2003

## Legend

- 36 .....▶ = Intake and Quantity
- 42 → = Return and Quantity
- R = Reg
- || = Seal/Stopping
- ⌋ = Brattice
- ↻ = Differential pressure
- #1 zz at = Monitoring Pt

NB: Quantities and pressures were run of mine at outbreak of fire

## CO readings starting 22/12/2004



Green <5ppm; Yellow 6 to 25ppm; Blue 26 to 50ppm; Orange 51 to 75ppm; Purple 76 to 100ppm; Red >100ppm

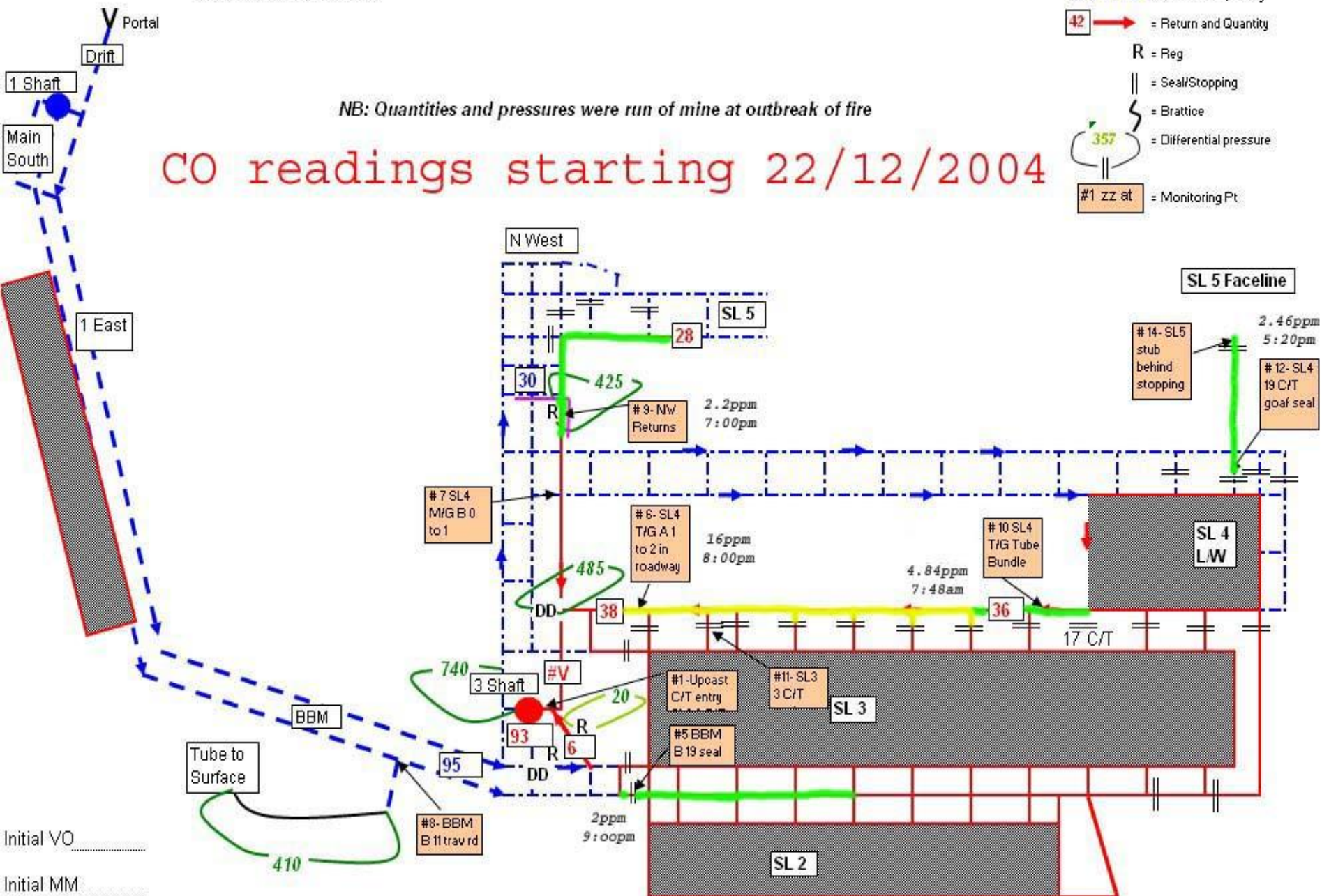
**Southland Colliery Ventilation Schematic**  
**DECEMBER 2003**

**Legend**

- 36 .....▶ = Intake and Quantity
- 42 → = Return and Quantity
- R = Reg
- || = Seal/Stopping
- ⋈ = Brattice
- ⊖ = Differential pressure
- #1 zz at = Monitoring Pt

*NB: Quantities and pressures were run of mine at outbreak of fire*

**CO readings starting 22/12/2004**



Green <5ppm; Yellow 6 to 25ppm; Blue 26 to 50ppm; Orange 51 to 75ppm; Purple 76 to 100ppm; Red >100ppm

# Southland Colliery Ventilation Schematic

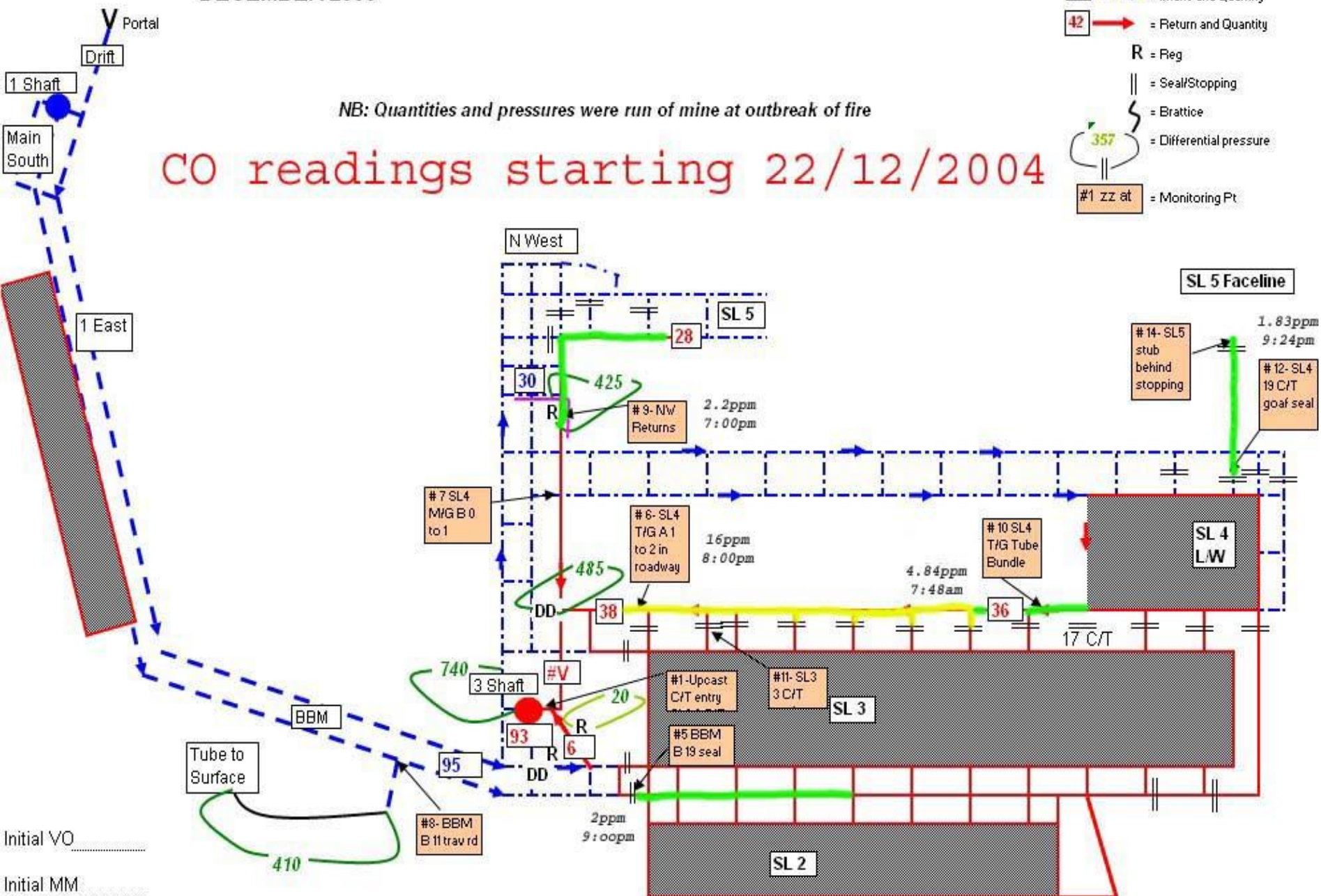
DECEMBER 2003

## Legend

- 36 .....▶ = Intake and Quantity
- 42 → = Return and Quantity
- R = Reg
- || = Seal/Stopping
- ⌋ = Brattice
- ↻ = Differential pressure
- #1 zz at = Monitoring Pt

NB: Quantities and pressures were run of mine at outbreak of fire

## CO readings starting 22/12/2004



Initial VO .....  
Initial MM .....

Green <5ppm; Yellow 6 to 25ppm; Blue 26 to 50ppm; Orange 51 to 75ppm; Purple 76 to 100ppm; Red >100ppm

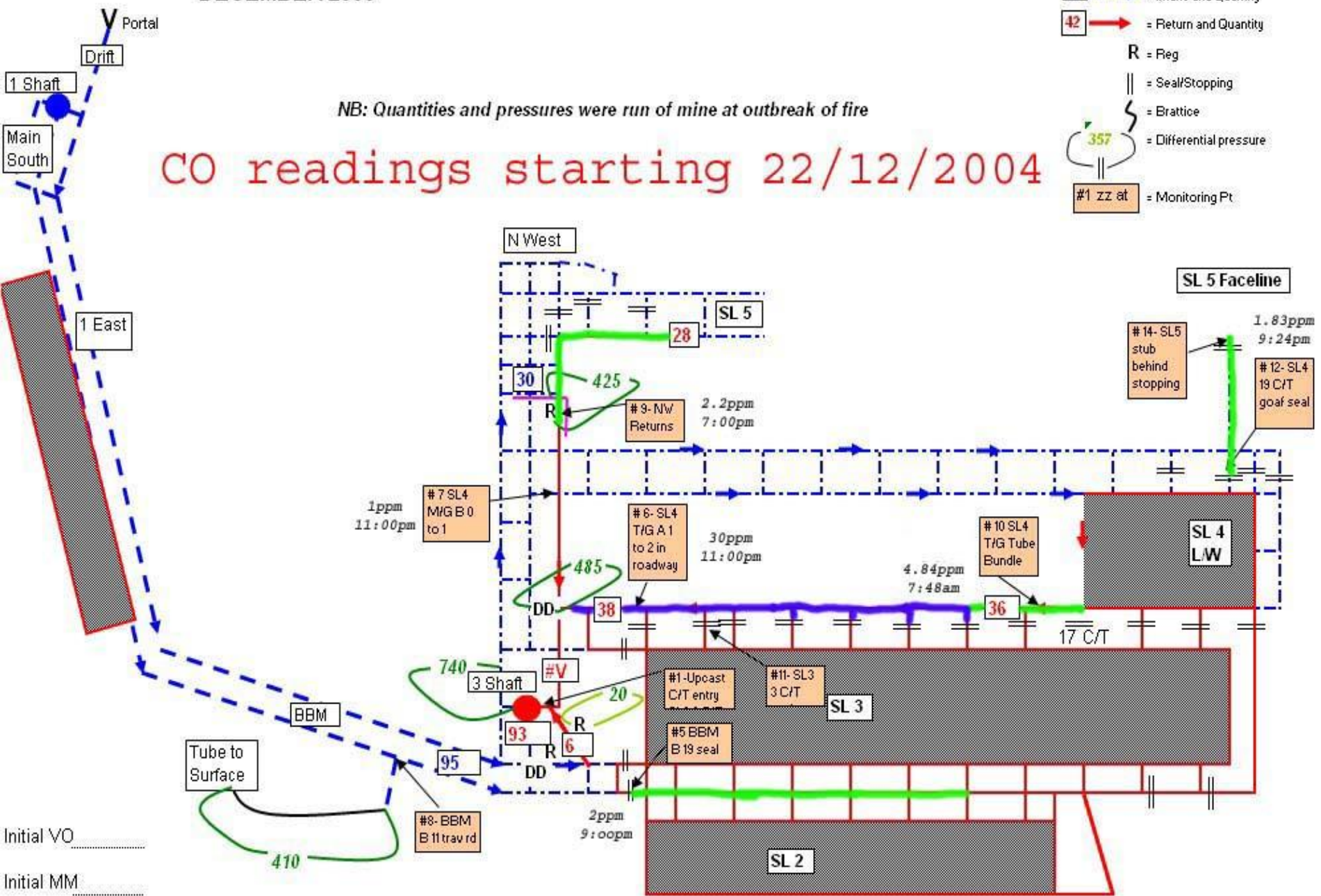
**Southland Colliery Ventilation Schematic**  
**DECEMBER 2003**

**Legend**

- 36 .....▶ = Intake and Quantity
- 42 → = Return and Quantity
- R = Reg
- || = Seal/Stopping
- ⌋ = Brattice
- ↻ = Differential pressure
- #1 zz at = Monitoring Pt

*NB: Quantities and pressures were run of mine at outbreak of fire*

**CO readings starting 22/12/2004**



Green <5ppm; Yellow 6 to 25ppm; Blue 26 to 50ppm; Orange 51 to 75ppm; Purple 76 to 100ppm; Red >100ppm

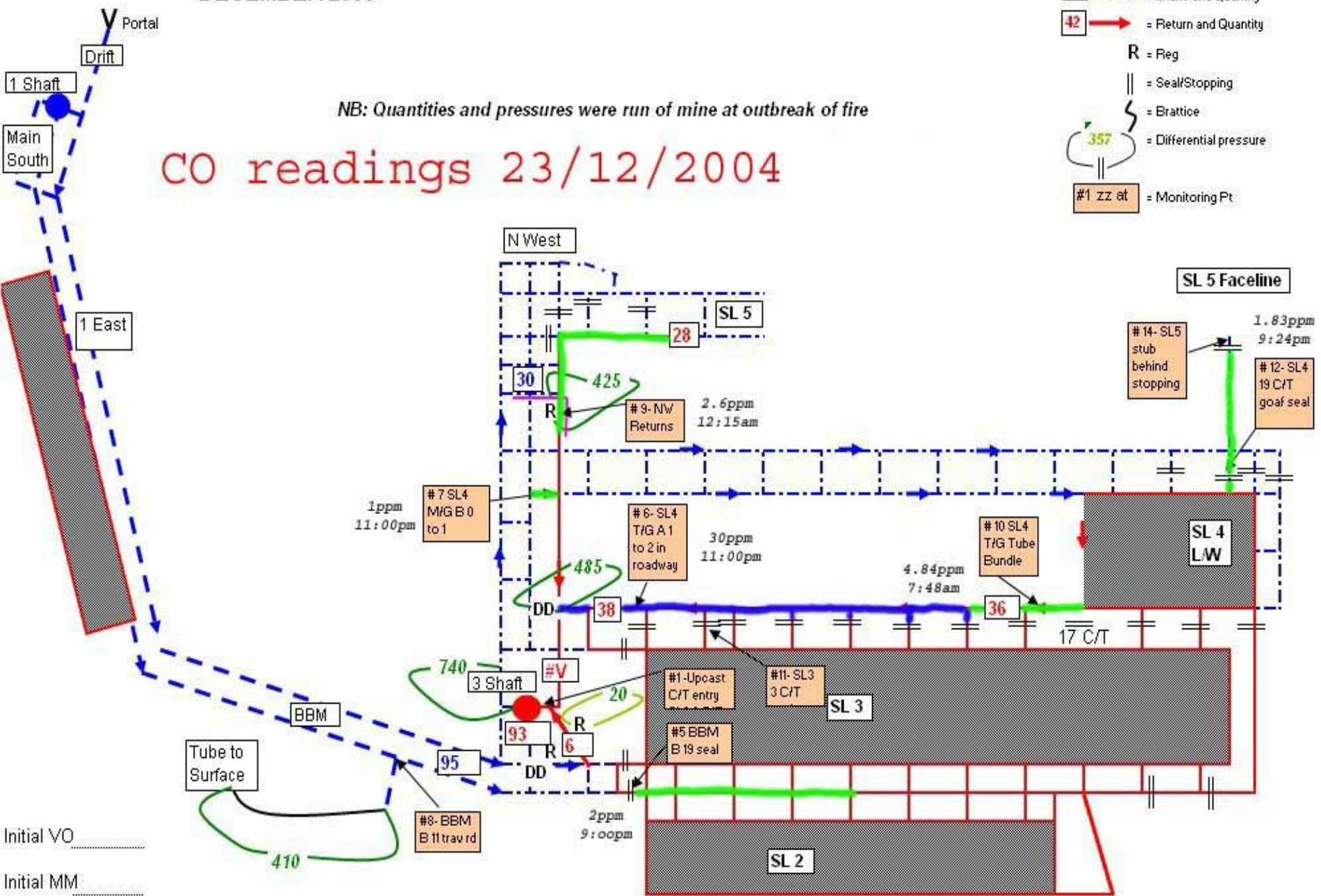
**Southland Colliery Ventilation Schematic**  
**DECEMBER 2003**

**Legend**

- 36 .....▶ = Intake and Quantity
- 42 → = Return and Quantity
- R = Reg
- || = Seal/Stopping
- ⋈ = Brattice
- ↻ = Differential pressure
- #1 zz at = Monitoring Pt

*NB: Quantities and pressures were run of mine at outbreak of fire*

**CO readings 23/12/2004**



Green <5ppm; Yellow 6 to 25ppm; Blue 26 to 50ppm; Orange 51 to 75ppm; Purple 76 to 100ppm; Red >100ppm

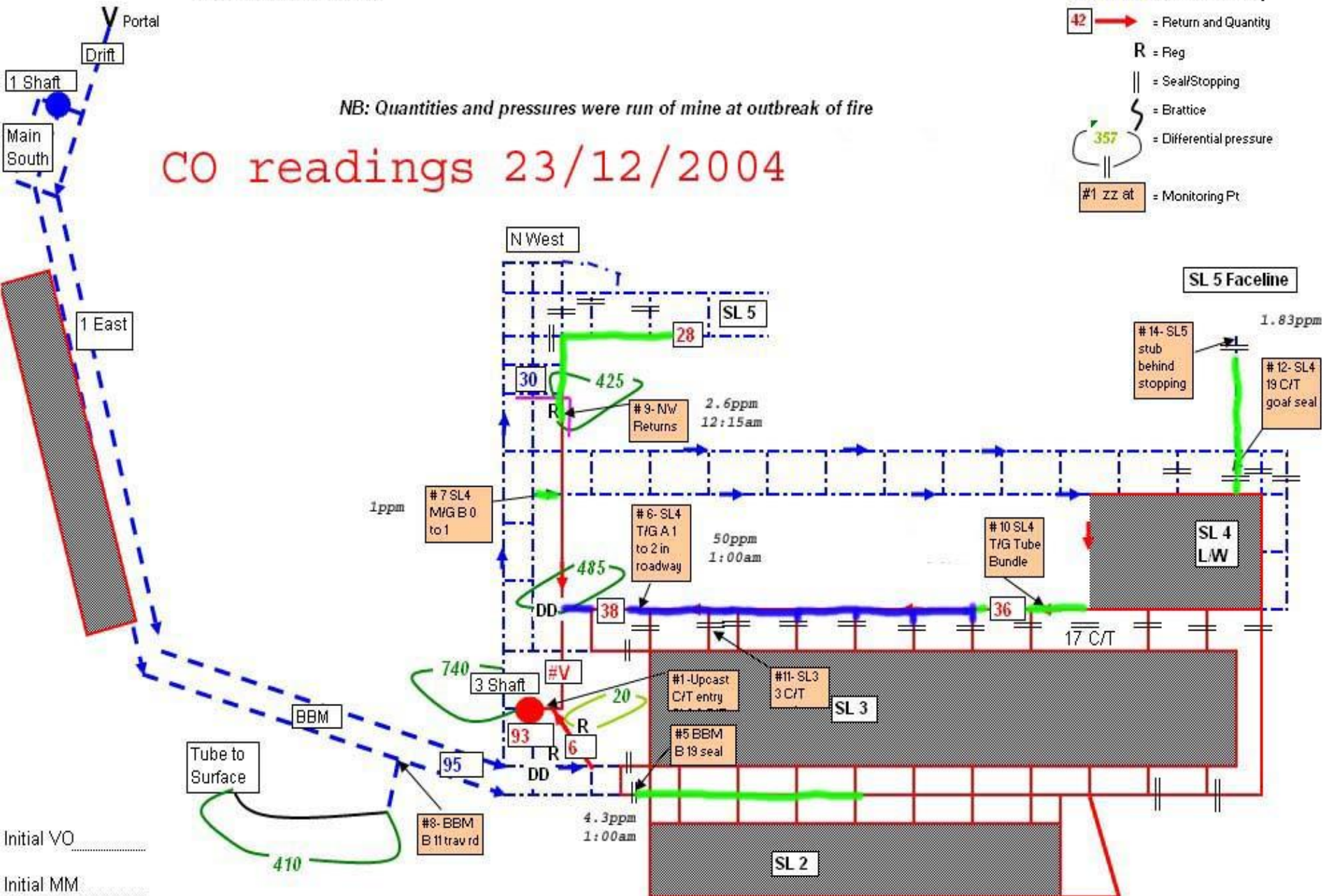
**Southland Colliery Ventilation Schematic**  
**DECEMBER 2003**

**Legend**

- 36 .....▶ = Intake and Quantity
- 42 → = Return and Quantity
- R = Reg
- || = Seal/Stopping
- ⋈ = Brattice
- ⊖ = Differential pressure
- #1 zz at = Monitoring Pt

*NB: Quantities and pressures were run of mine at outbreak of fire*

**CO readings 23/12/2004**



Initial VO .....  
 Initial MM .....

Green <5ppm; Yellow 6 to 25ppm; Blue 26 to 50ppm; Orange 51 to 75ppm; Purple 76 to 100ppm; Red >100ppm

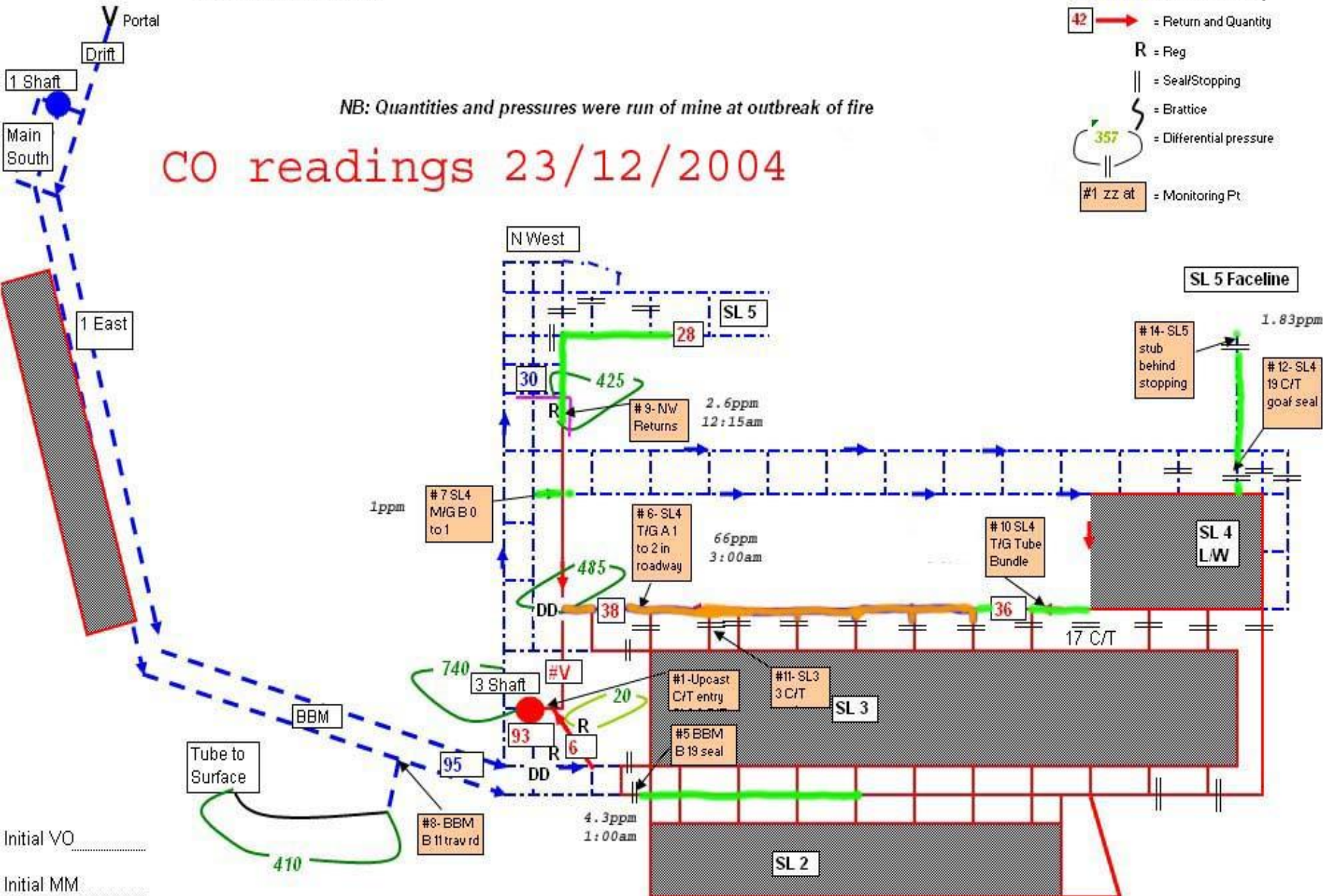
**Southland Colliery Ventilation Schematic**  
**DECEMBER 2003**

**Legend**

- 36 .....▶ = Intake and Quantity
- 42 → = Return and Quantity
- R = Reg
- || = Seal/Stopping
- ⌋ = Brattice
- ⌋ (with 357) = Differential pressure
- #1 zz at = Monitoring Pt

*NB: Quantities and pressures were run of mine at outbreak of fire*

**CO readings 23/12/2004**



Initial VO .....  
 Initial MM .....

Green <5ppm; Yellow 6 to 25ppm; Blue 26 to 50ppm; Orange 51 to 75ppm; Purple 76 to 100ppm; Red >100ppm



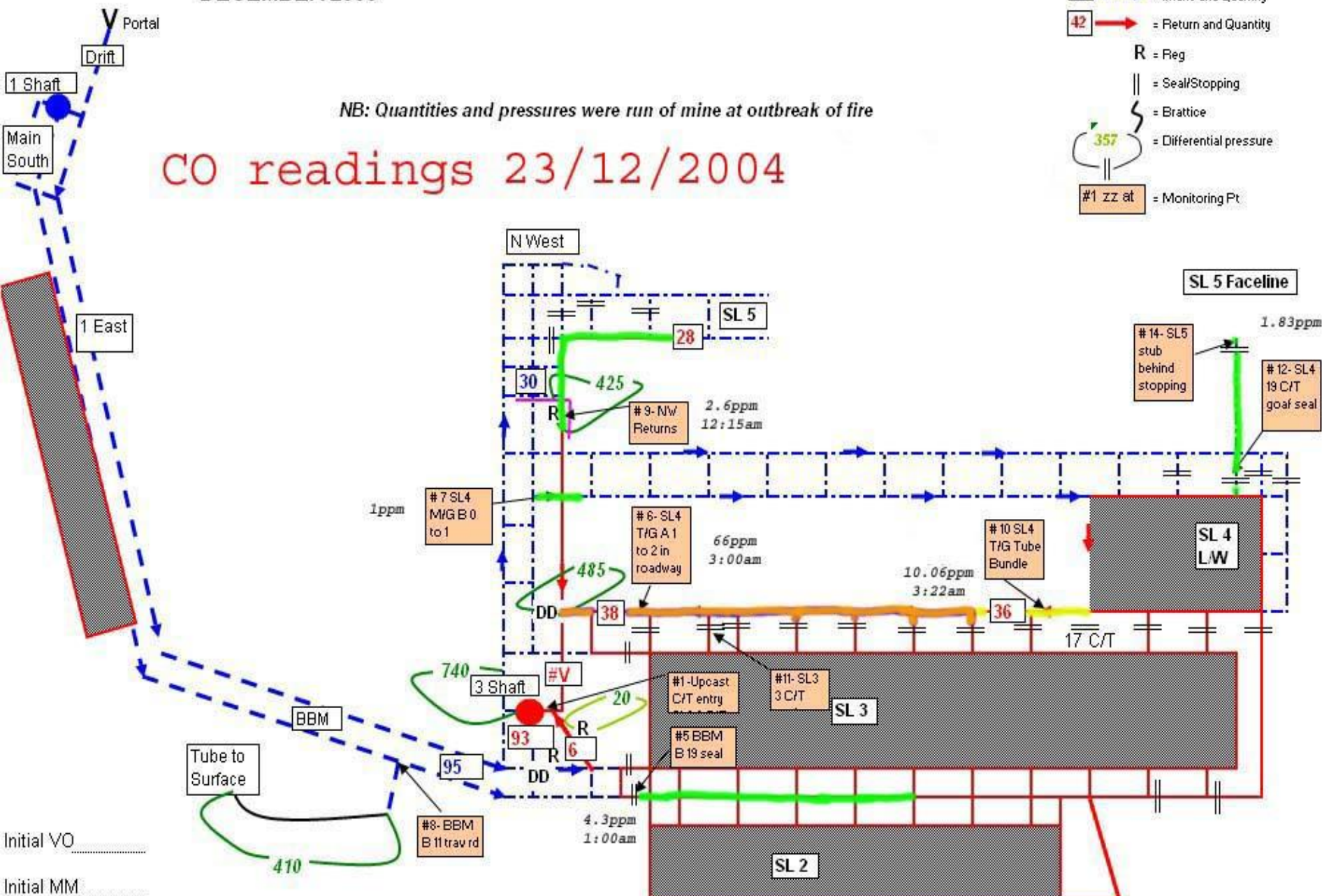
Southland Colliery Ventilation Schematic  
DECEMBER 2003

Legend

- 36 .....▶ = Intake and Quantity
- 42 → = Return and Quantity
- R = Reg
- || = Seal/Stopping
- ⌋ = Brattice
- ↻ 357 = Differential pressure
- #1 zz at = Monitoring Pt

NB: Quantities and pressures were run of mine at outbreak of fire

CO readings 23/12/2004



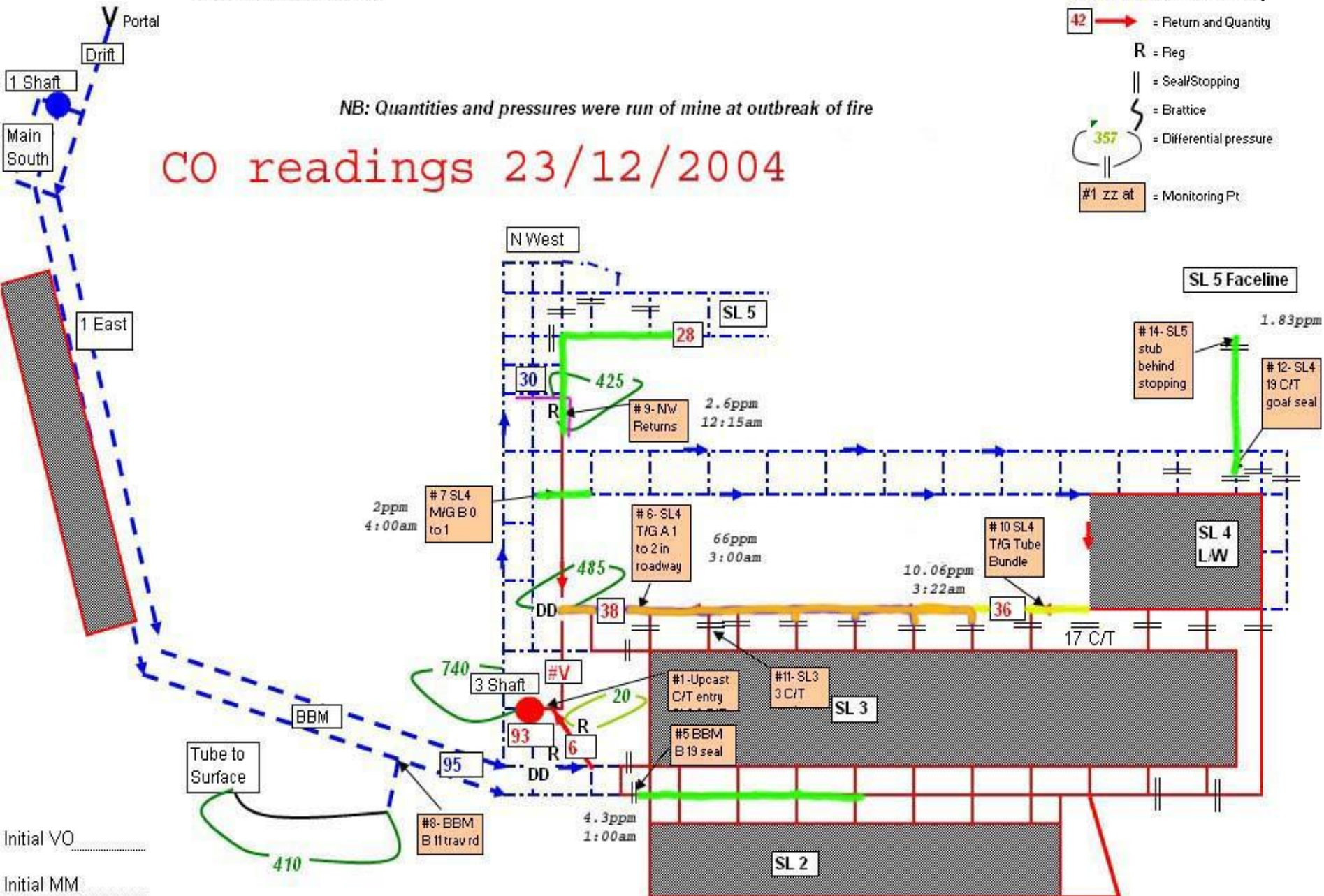
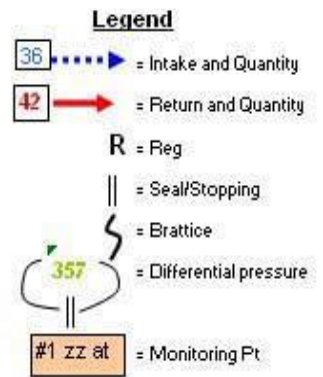
Initial VO .....  
Initial MM .....

Green <5ppm; Yellow 6 to 25ppm; Blue 26 to 50ppm; Orange 51 to 75ppm; Purple 76 to 100ppm; Red >100ppm

Southland Colliery Ventilation Schematic  
DECEMBER 2003

NB: Quantities and pressures were run of mine at outbreak of fire

CO readings 23/12/2004



Green <5ppm; Yellow 6 to 25ppm; Blue 26 to 50ppm; Orange 51 to 75ppm; Purple 76 to 100ppm; Red >100ppm

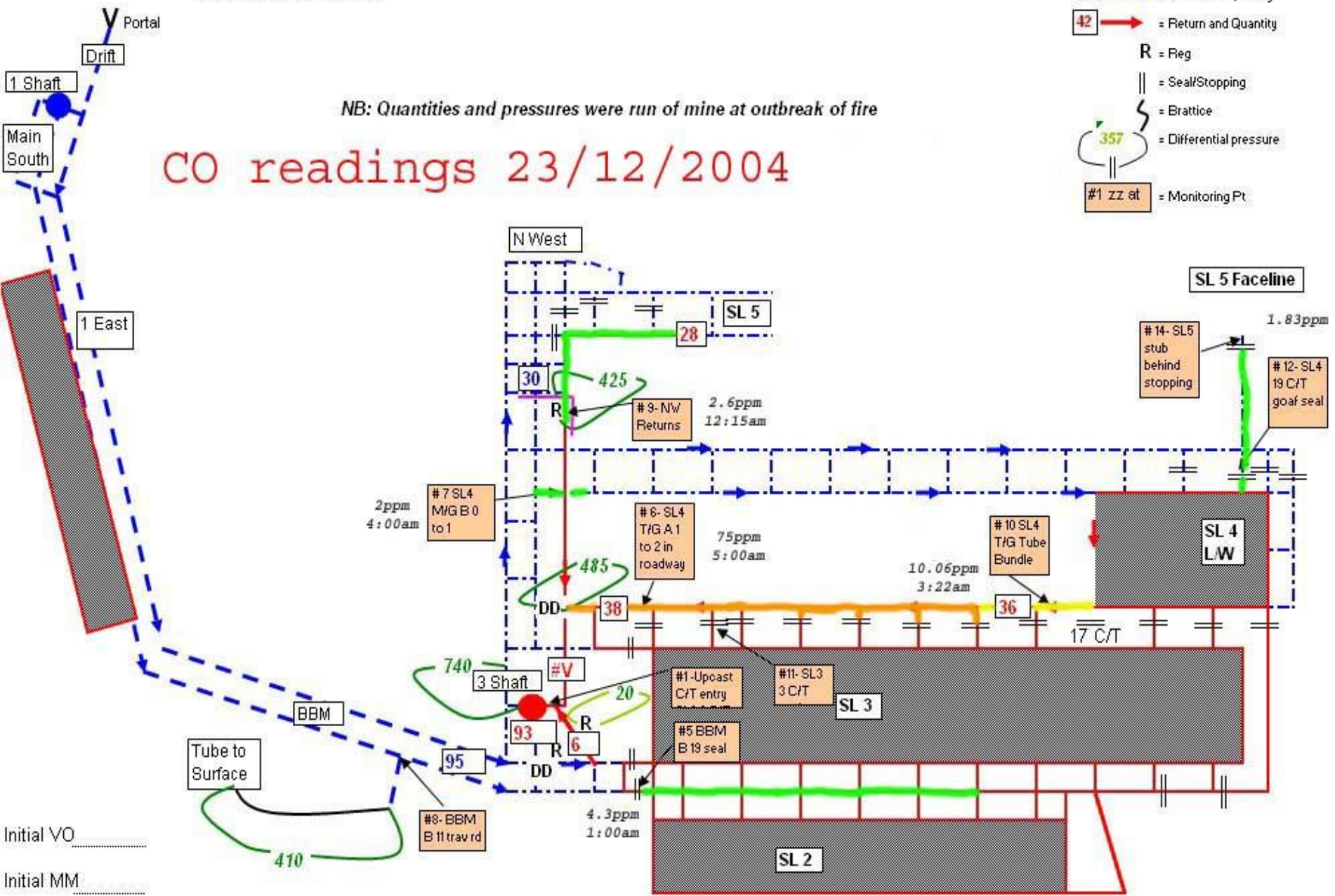
**Southland Colliery Ventilation Schematic**  
**DECEMBER 2003**

**Legend**

- 36 .....> = Intake and Quantity
- 42 .....> = Return and Quantity
- R = Reg
- || = Seal/Stopping
- ~ = Brattice
- ⊖ ⊕ = Differential pressure
- #1 zz at = Monitoring Pt

*NB: Quantities and pressures were run of mine at outbreak of fire*

**CO readings 23/12/2004**



Initial VO .....  
 Initial MM .....

Green <5ppm; Yellow 6 to 25ppm; Blue 26 to 50ppm; Orange 51 to 75ppm; Purple 76 to 100ppm; Red >100ppm

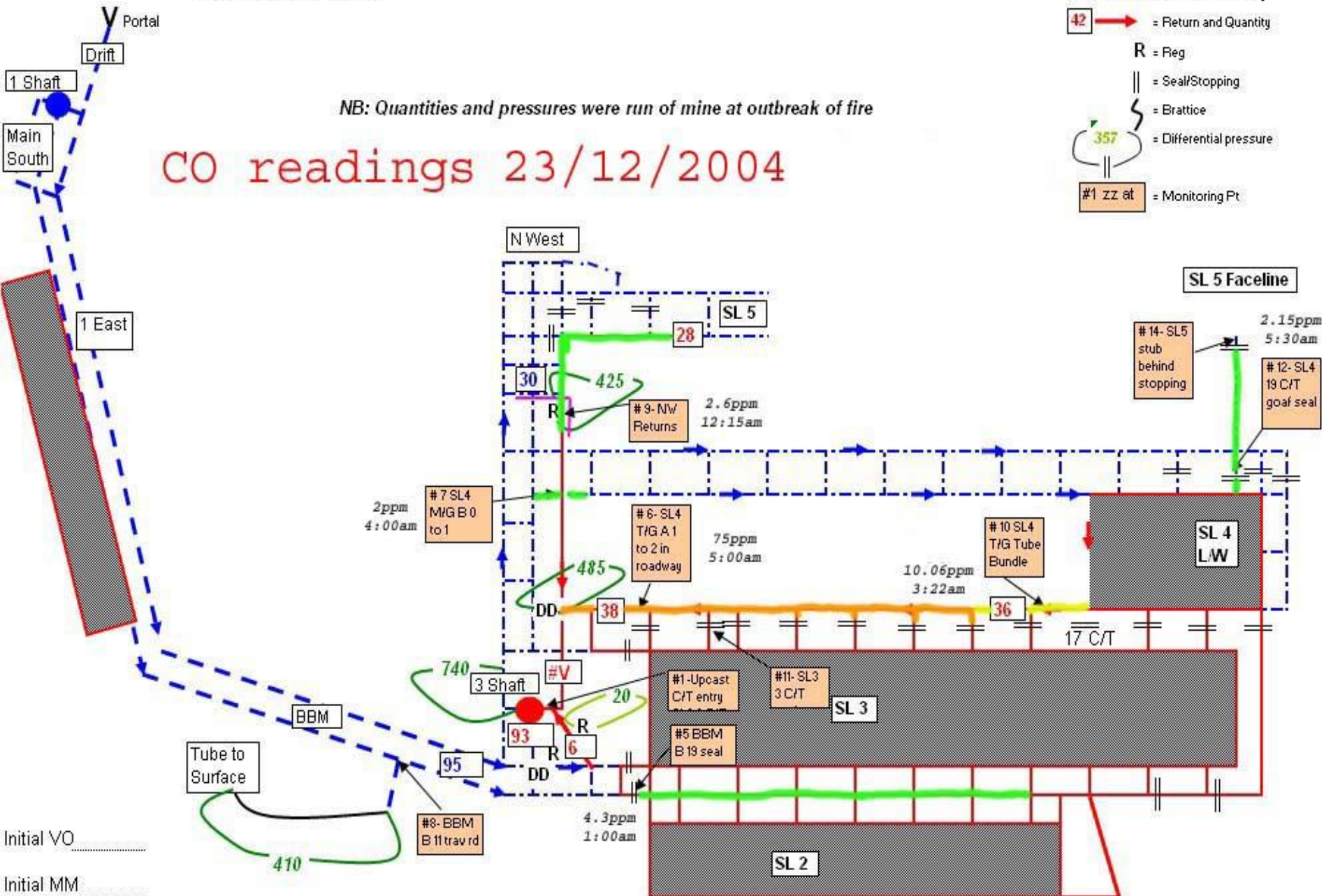
Southland Colliery Ventilation Schematic  
DECEMBER 2003

Legend

- 36 .....▶ = Intake and Quantity
- 42 → = Return and Quantity
- R = Reg
- || = Seal/Stopping
- ⌋ = Brattice
- ↻ = Differential pressure
- #1 zz at = Monitoring Pt

NB: Quantities and pressures were run of mine at outbreak of fire

CO readings 23/12/2004



Initial VO  
Initial MM

Green <5ppm; Yellow 6 to 25ppm; Blue 26 to 50ppm; Orange 51 to 75ppm; Purple 76 to 100ppm; Red >100ppm

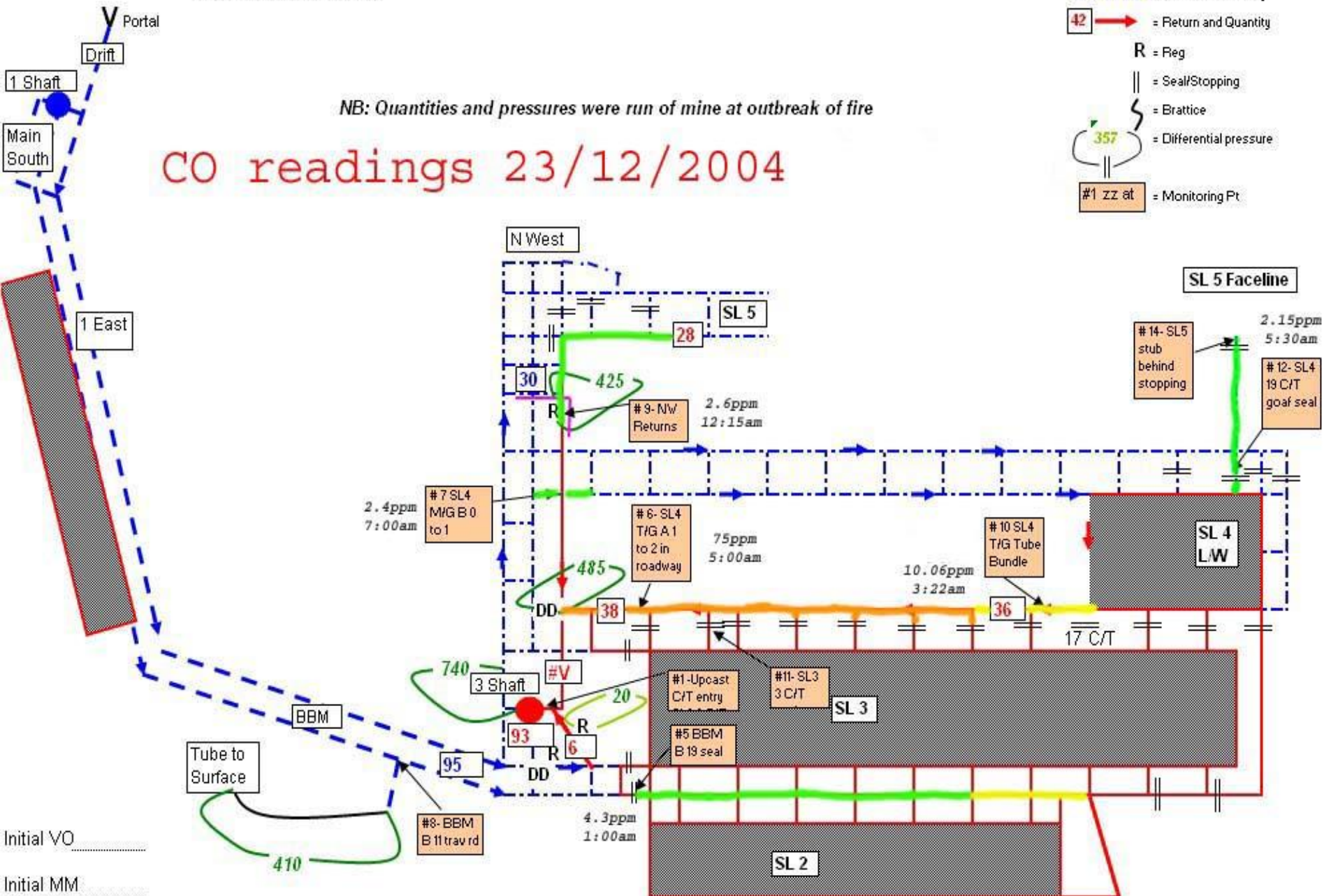
Southland Colliery Ventilation Schematic  
DECEMBER 2003

Legend

- 36 .....▶ = Intake and Quantity
- 42 → = Return and Quantity
- R = Reg
- || = Seal/Stopping
- ⌋ = Brattice
- ⌋ (with 357) = Differential pressure
- #1 zz at = Monitoring Pt

NB: Quantities and pressures were run of mine at outbreak of fire

CO readings 23/12/2004



Initial VO .....  
Initial MM .....

Green <5ppm; Yellow 6 to 25ppm; Blue 26 to 50ppm; Orange 51 to 75ppm; Purple 76 to 100ppm; Red >100ppm

# Southland Colliery Ventilation Schematic

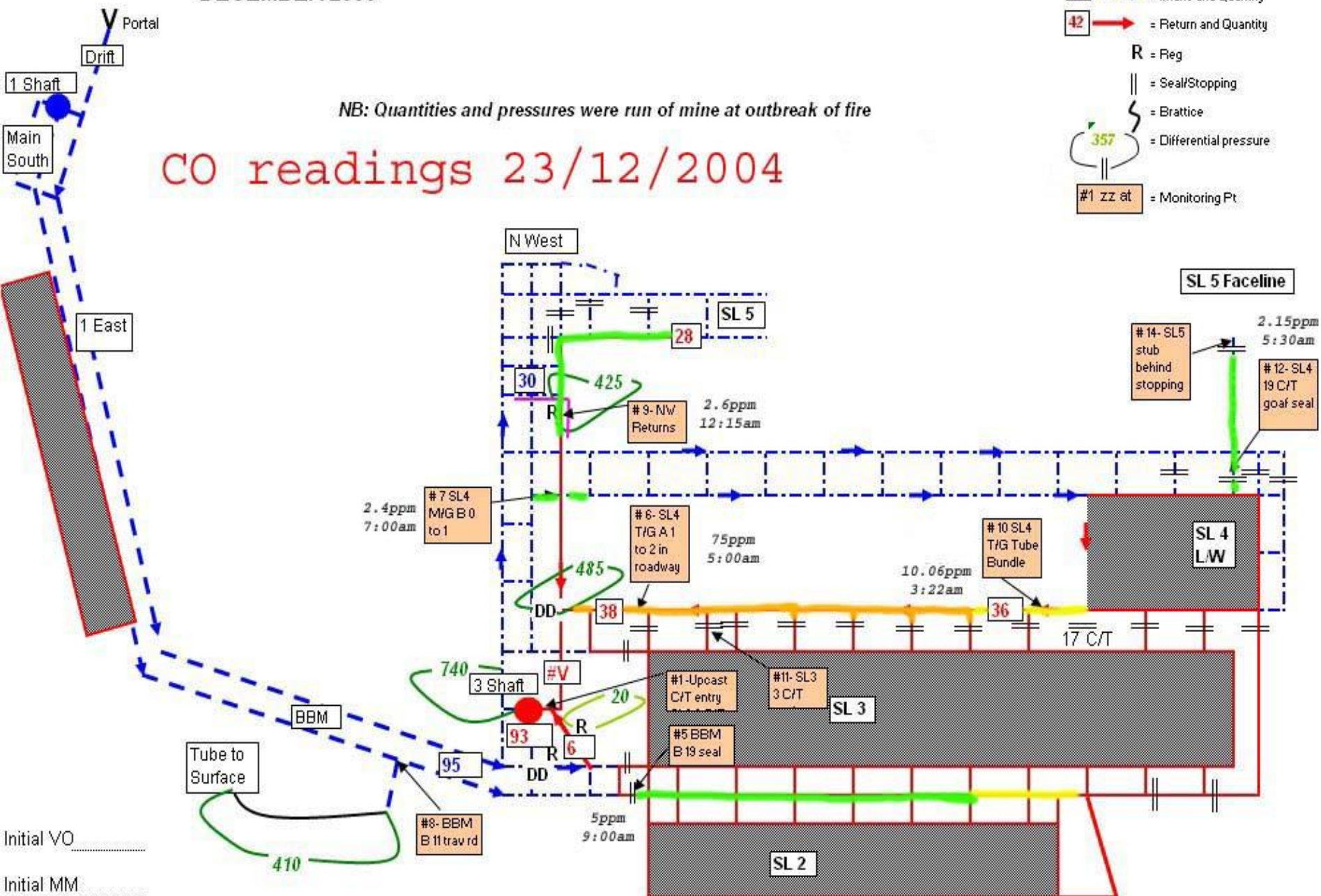
DECEMBER 2003

## Legend

- 36 .....▶ = Intake and Quantity
- 42 → = Return and Quantity
- R = Reg
- || = Seal/Stopping
- ⌋ = Brattice
- ↻ 357 = Differential pressure
- #1 zz at = Monitoring Pt

NB: Quantities and pressures were run of mine at outbreak of fire

## CO readings 23/12/2004



Green <5ppm; Yellow 6 to 25ppm; Blue 26 to 50ppm; Orange 51 to 75ppm; Purple 76 to 100ppm; Red >100ppm

# Southland Colliery Ventilation Schematic

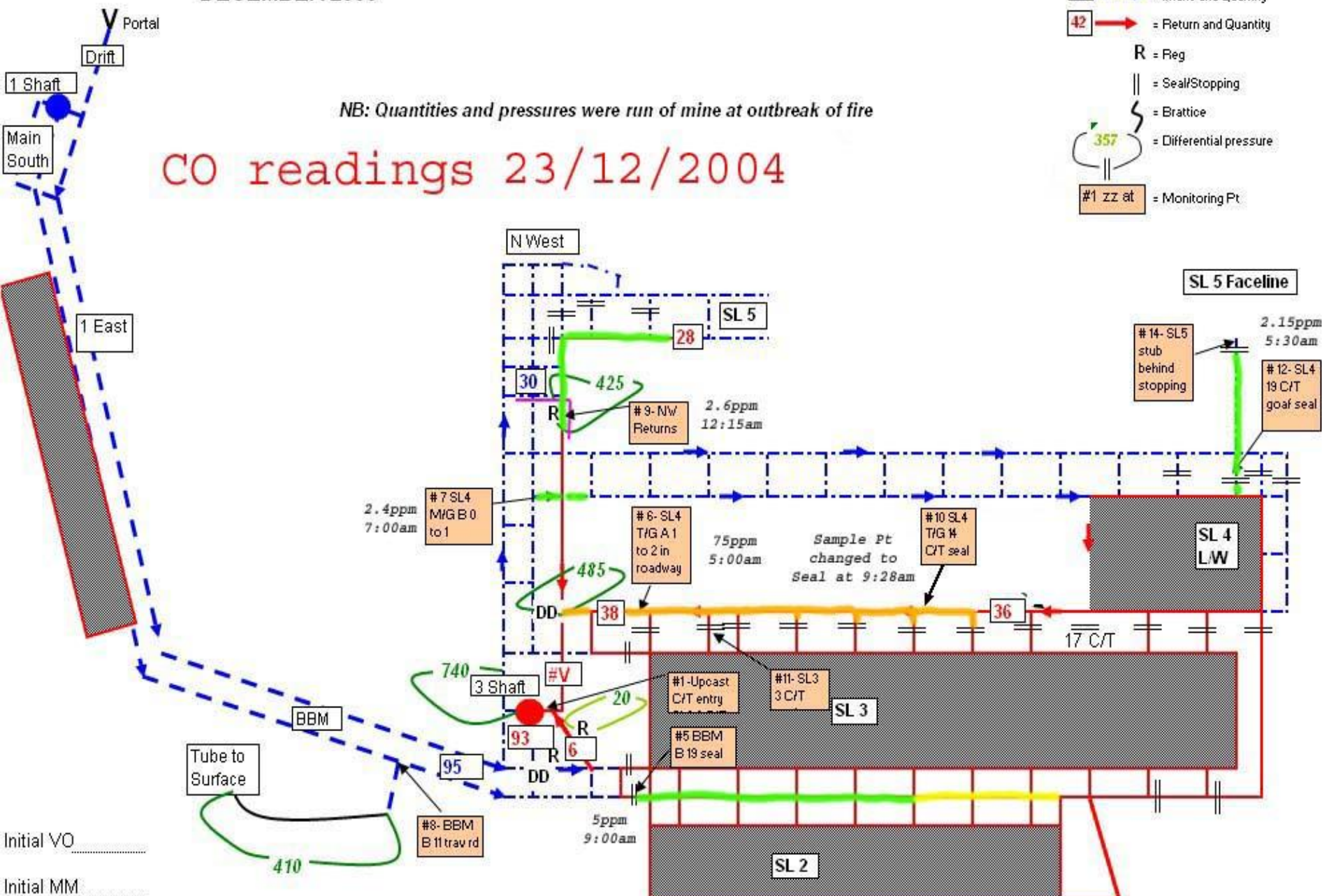
DECEMBER 2003

## Legend

- 36 .....▶ = Intake and Quantity
- 42 → = Return and Quantity
- R = Reg
- || = Seal/Stopping
- ⌋ = Brattice
- ⌋ (with 357) = Differential pressure
- #1 zz at = Monitoring Pt

NB: Quantities and pressures were run of mine at outbreak of fire

## CO readings 23/12/2004



Initial VO .....  
Initial MM .....

Green <5ppm; Yellow 6 to 25ppm; Blue 26 to 50ppm; Orange 51 to 75ppm; Purple 76 to 100ppm; Red >100ppm

# Southland Colliery Ventilation Schematic

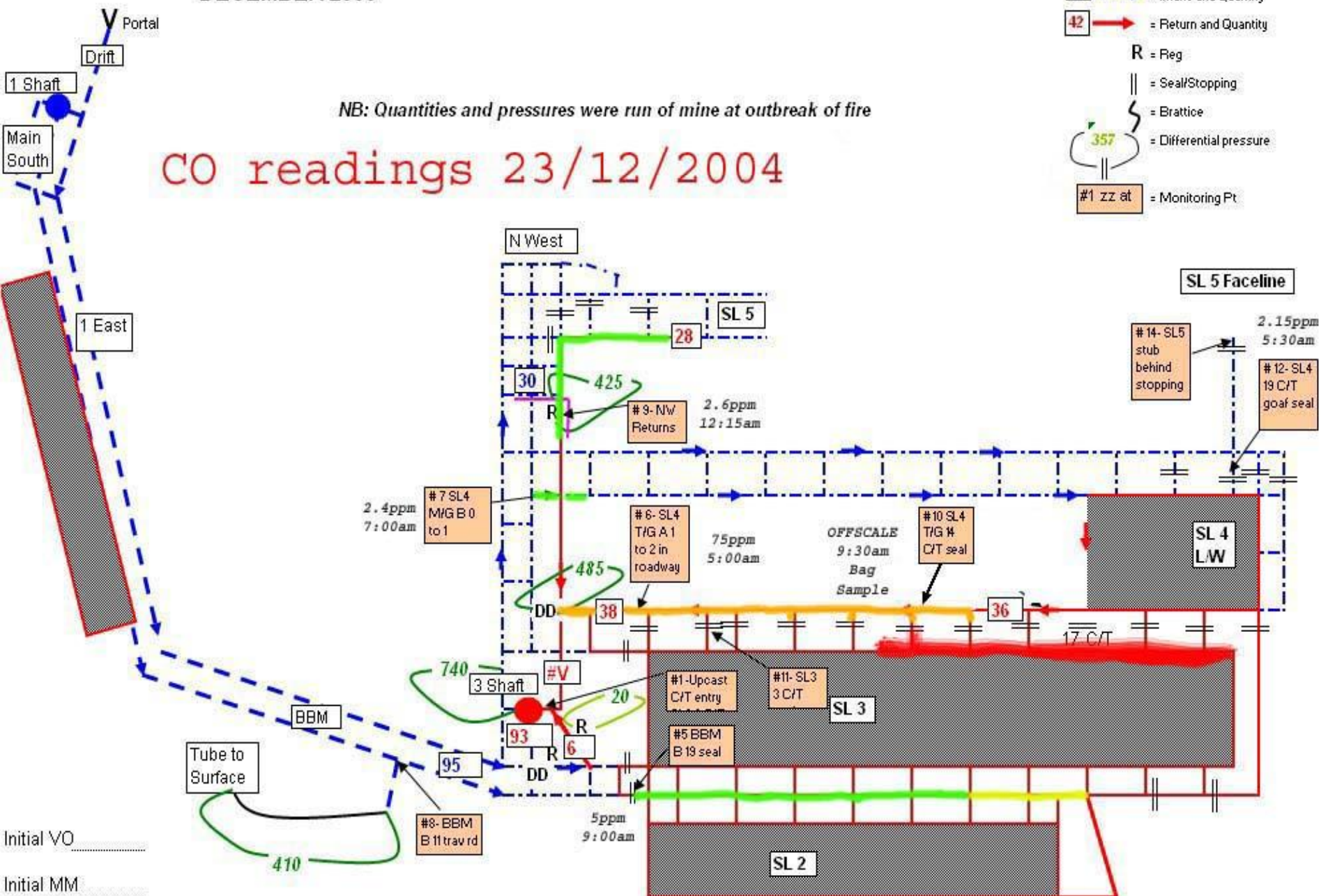
DECEMBER 2003

## Legend

- 36 ..... ▶ = Intake and Quantity
- 42 ▶ = Return and Quantity
- R = Reg
- || = Seal/Stopping
- ⌋ = Brattice
- 357 = Differential pressure
- #1 zz at = Monitoring Pt

NB: Quantities and pressures were run of mine at outbreak of fire

## CO readings 23/12/2004



Initial VO \_\_\_\_\_  
Initial MM \_\_\_\_\_

Green <5ppm; Yellow 6 to 25ppm; Blue 26 to 50ppm; Orange 51 to 75ppm; Purple 76 to 100ppm; Red >100ppm



# Southland Colliery Ventilation Schematic

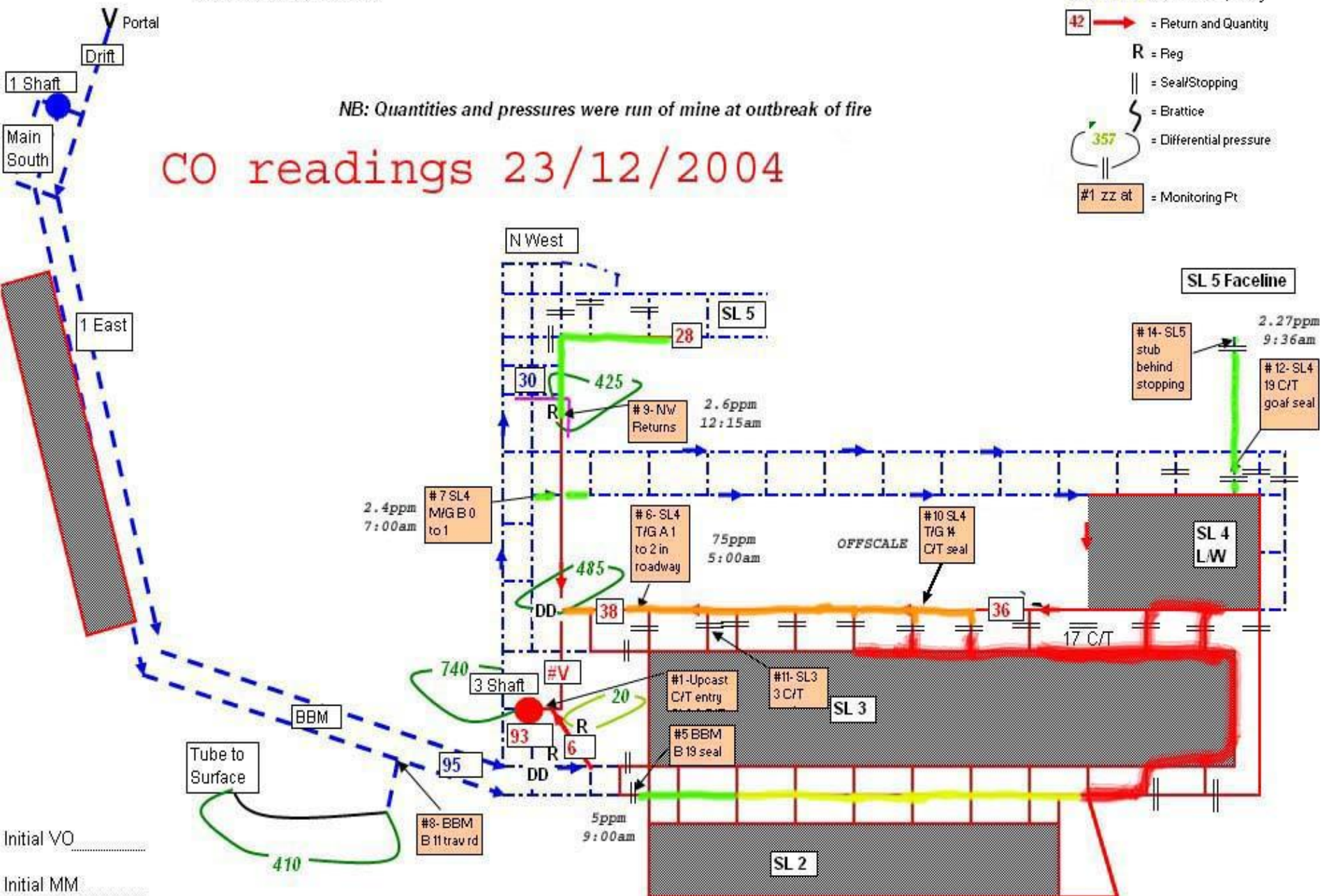
DECEMBER 2003

## Legend

- 36 .....▶ = Intake and Quantity
- 42 → = Return and Quantity
- R = Reg
- || = Seal/Stopping
- ⌋ = Brattice
- ⌋ (357) ⌋ = Differential pressure
- #1 zz at = Monitoring Pt

NB: Quantities and pressures were run of mine at outbreak of fire

## CO readings 23/12/2004



Initial VO \_\_\_\_\_  
Initial MM \_\_\_\_\_

Green <5ppm; Yellow 6 to 25ppm; Blue 26 to 50ppm; Orange 51 to 75ppm; Purple 76 to 100ppm; Red >100ppm

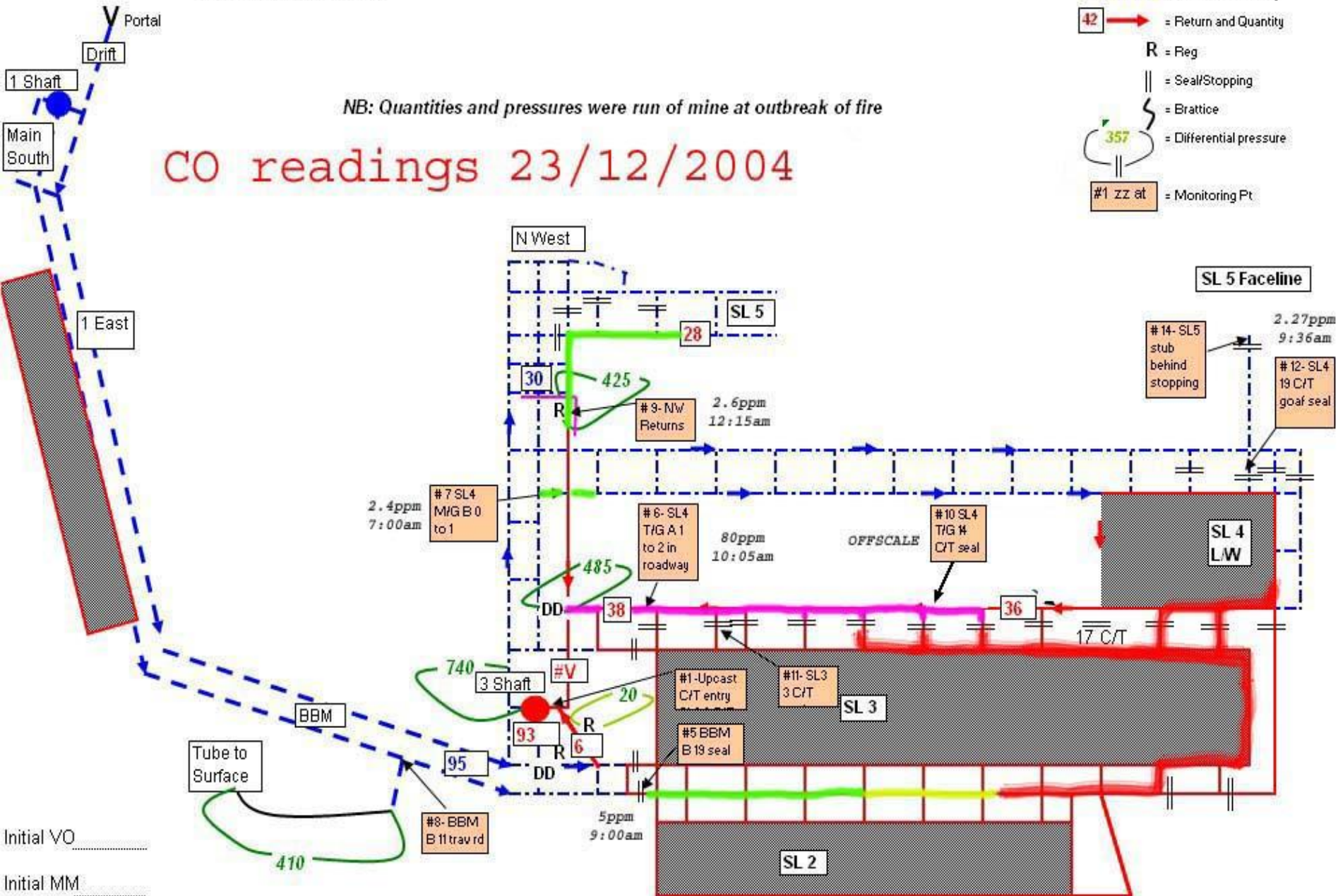
**Southland Colliery Ventilation Schematic**  
**DECEMBER 2003**

**Legend**

- 36 .....> = Intake and Quantity
- 42 → = Return and Quantity
- R = Reg
- || = Seal/Stopping
- ~ = Brattice
- ↻ = Differential pressure
- #1 zz at = Monitoring Pt

*NB: Quantities and pressures were run of mine at outbreak of fire*

**CO readings 23/12/2004**



Initial VO .....  
 Initial MM .....

Green <5ppm; Yellow 6 to 25ppm; Blue 26 to 50ppm; Orange 51 to 75ppm; Purple 76 to 100ppm; Red >100ppm

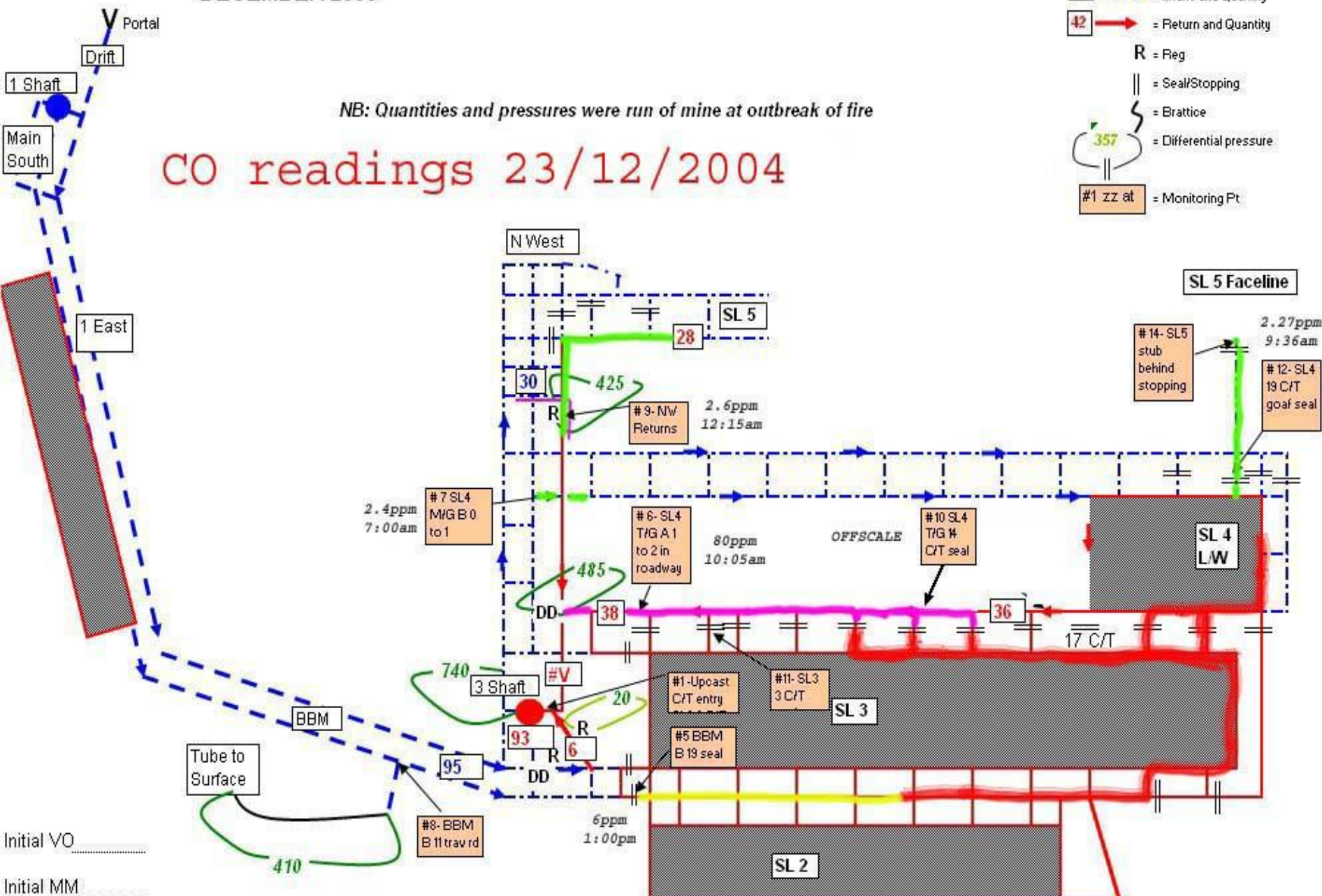
**Southland Colliery Ventilation Schematic**  
**DECEMBER 2003**

**Legend**

- 36 .....▶ = Intake and Quantity
- 42 → = Return and Quantity
- R = Reg
- || = Seal/Stopping
- ⌋ = Brattice
- ⌋ (with 357) = Differential pressure
- #1 zz at = Monitoring Pt

*NB: Quantities and pressures were run of mine at outbreak of fire*

**CO readings 23/12/2004**



Initial VO .....  
 Initial MM .....

Green <5ppm; Yellow 6 to 25ppm; Blue 26 to 50ppm; Orange 51 to 75ppm; Purple 76 to 100ppm; Red >100ppm

# Southland Colliery Ventilation Schematic

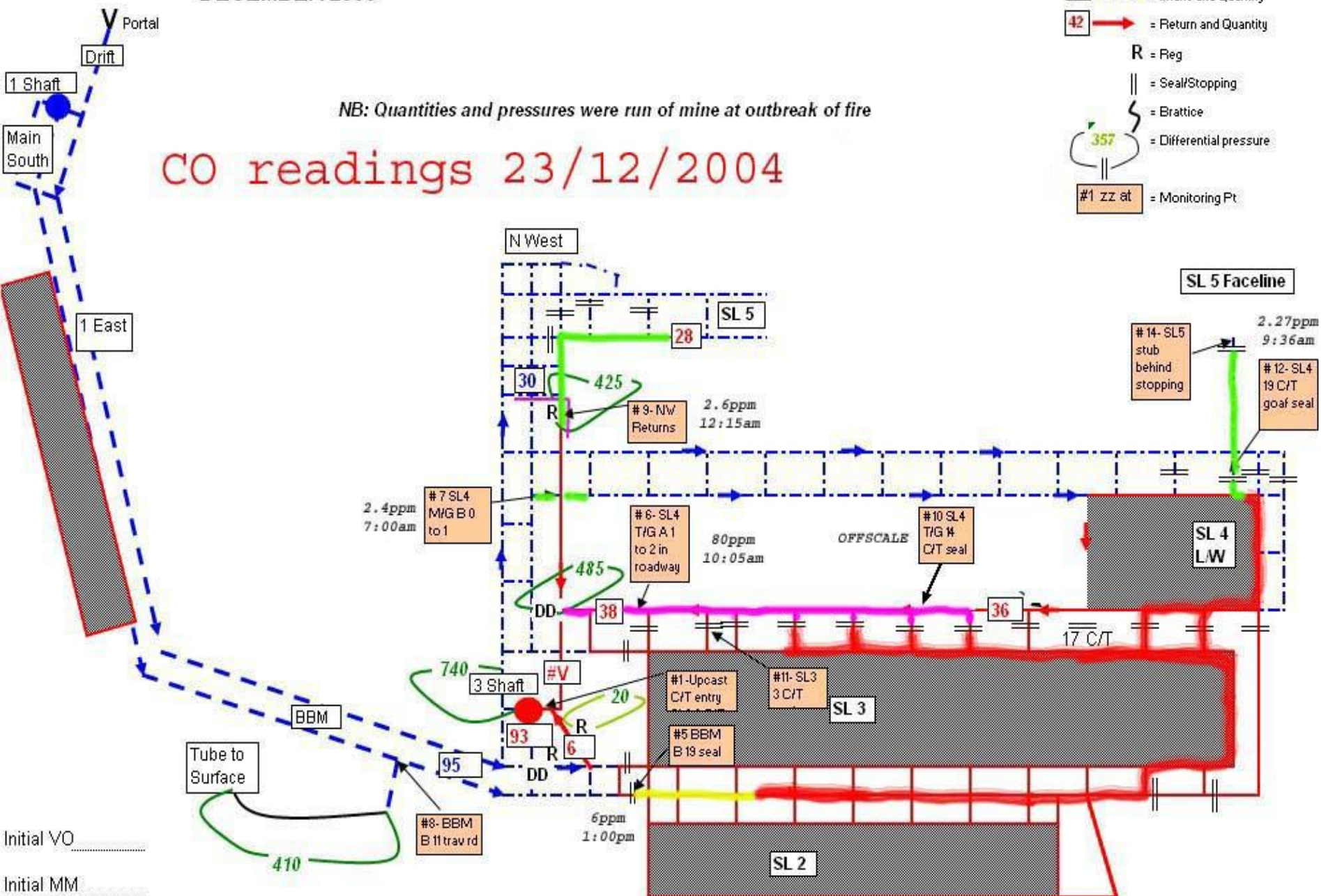
DECEMBER 2003

## Legend

- 36 .....▶ = Intake and Quantity
- 42 → = Return and Quantity
- R = Reg
- || = Seal/Stopping
- ~ = Brattice
- ↻ 357 = Differential pressure
- #1 zz at = Monitoring Pt

NB: Quantities and pressures were run of mine at outbreak of fire

## CO readings 23/12/2004



Initial VO .....  
Initial MM .....

Green <5ppm; Yellow 6 to 25ppm; Blue 26 to 50ppm; Orange 51 to 75ppm; Purple 76 to 100ppm; Red >100ppm

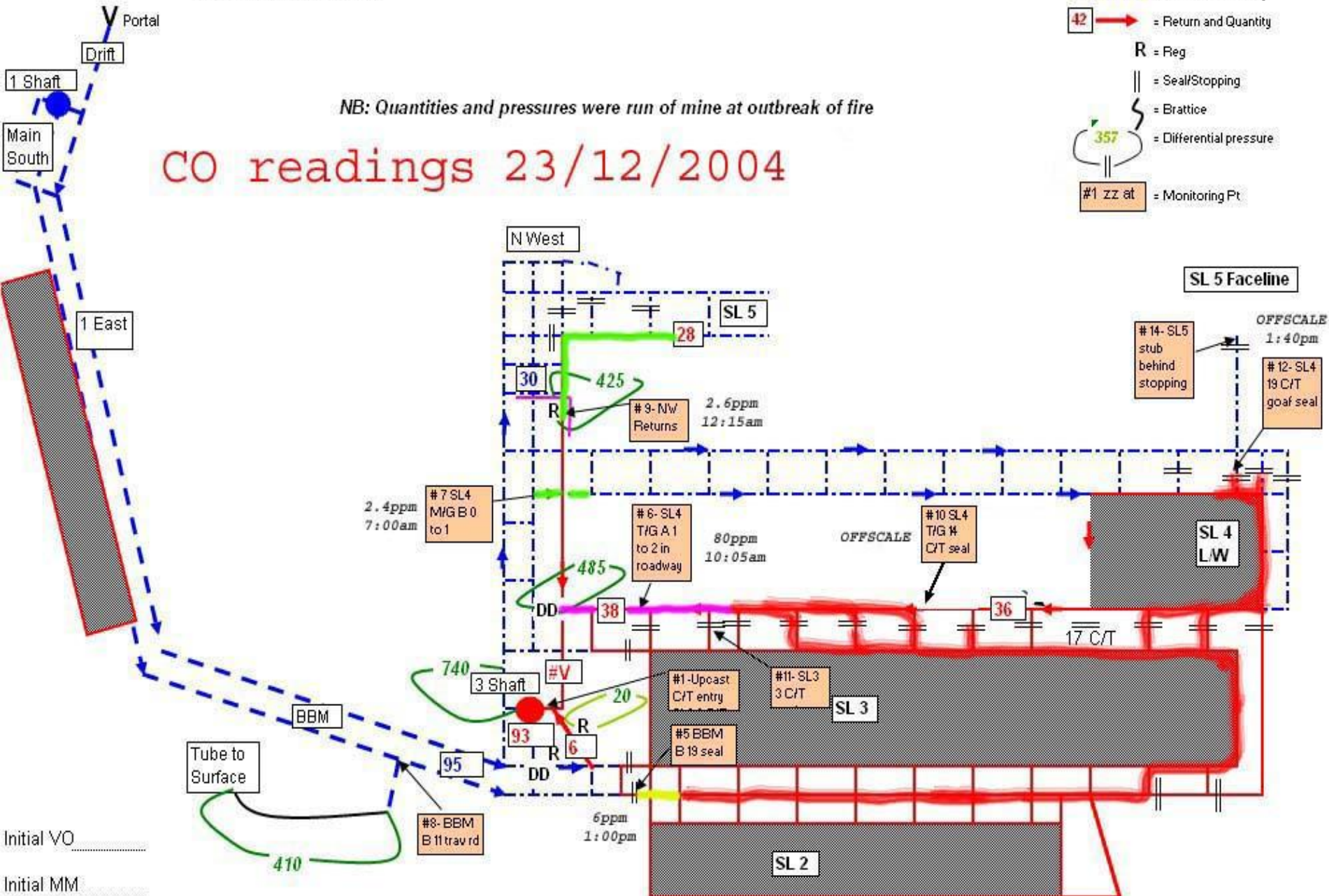
Southland Colliery Ventilation Schematic  
DECEMBER 2003

Legend

- 36 .....▶ = Intake and Quantity
- 42 → = Return and Quantity
- R = Reg
- || = Seal/Stopping
- ⌋ = Brattice
- ↻ = Differential pressure
- #1 zz at = Monitoring Pt

NB: Quantities and pressures were run of mine at outbreak of fire

CO readings 23/12/2004



Green <5ppm; Yellow 6 to 25ppm; Blue 26 to 50ppm; Orange 51 to 75ppm; Purple 76 to 100ppm; Red >100ppm

# Southland Colliery Ventilation Schematic

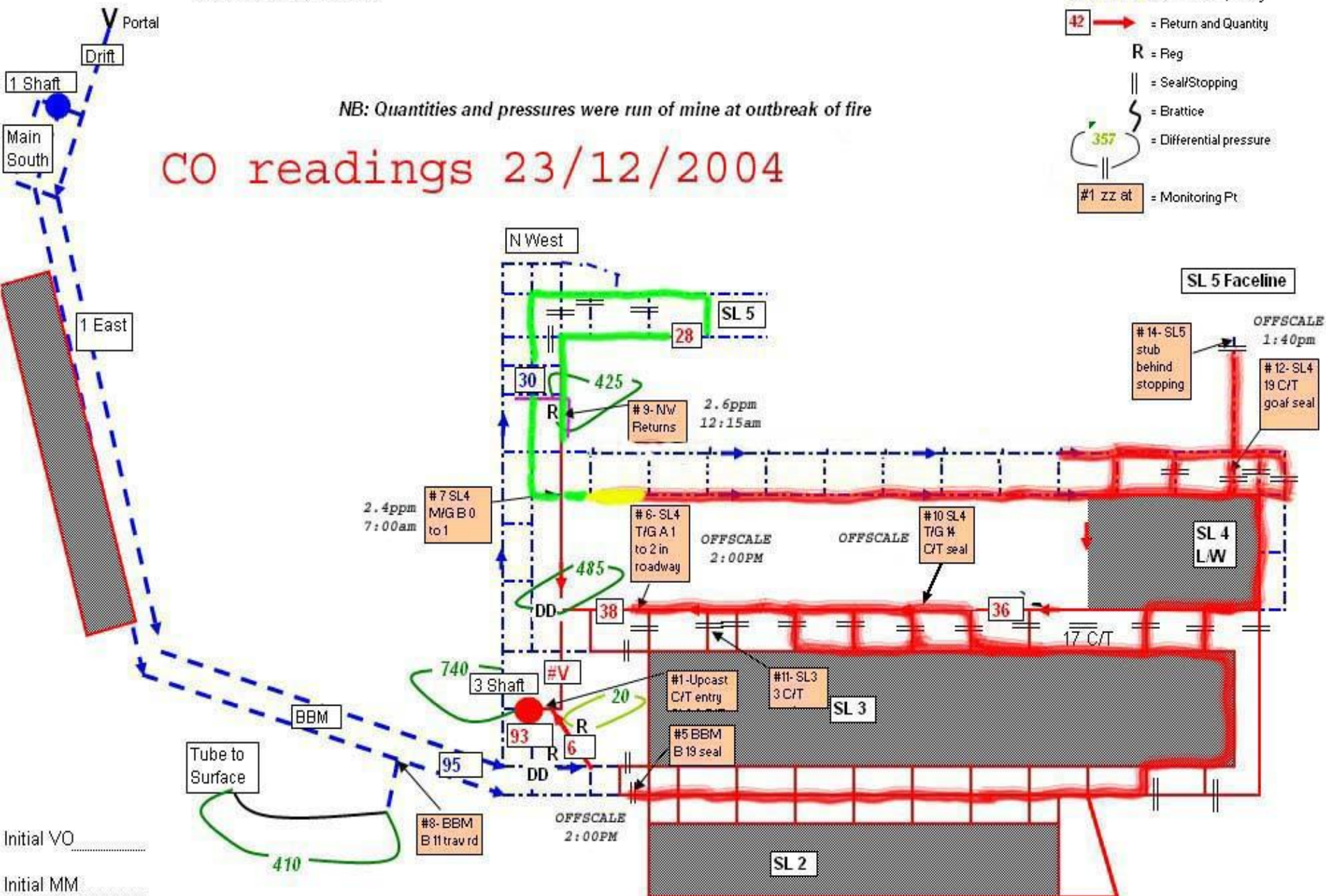
DECEMBER 2003

## Legend

- 36 .....▶ = Intake and Quantity
- 42 → = Return and Quantity
- R = Reg
- || = Seal/Stopping
- ⋈ = Brattice
- ↻ 357 = Differential pressure
- #1 zz at = Monitoring Pt

NB: Quantities and pressures were run of mine at outbreak of fire

## CO readings 23/12/2004



Green <5ppm; Yellow 6 to 25ppm; Blue 26 to 50ppm; Orange 51 to 75ppm; Purple 76 to 100ppm; Red >100ppm

# Southland Colliery Ventilation Schematic

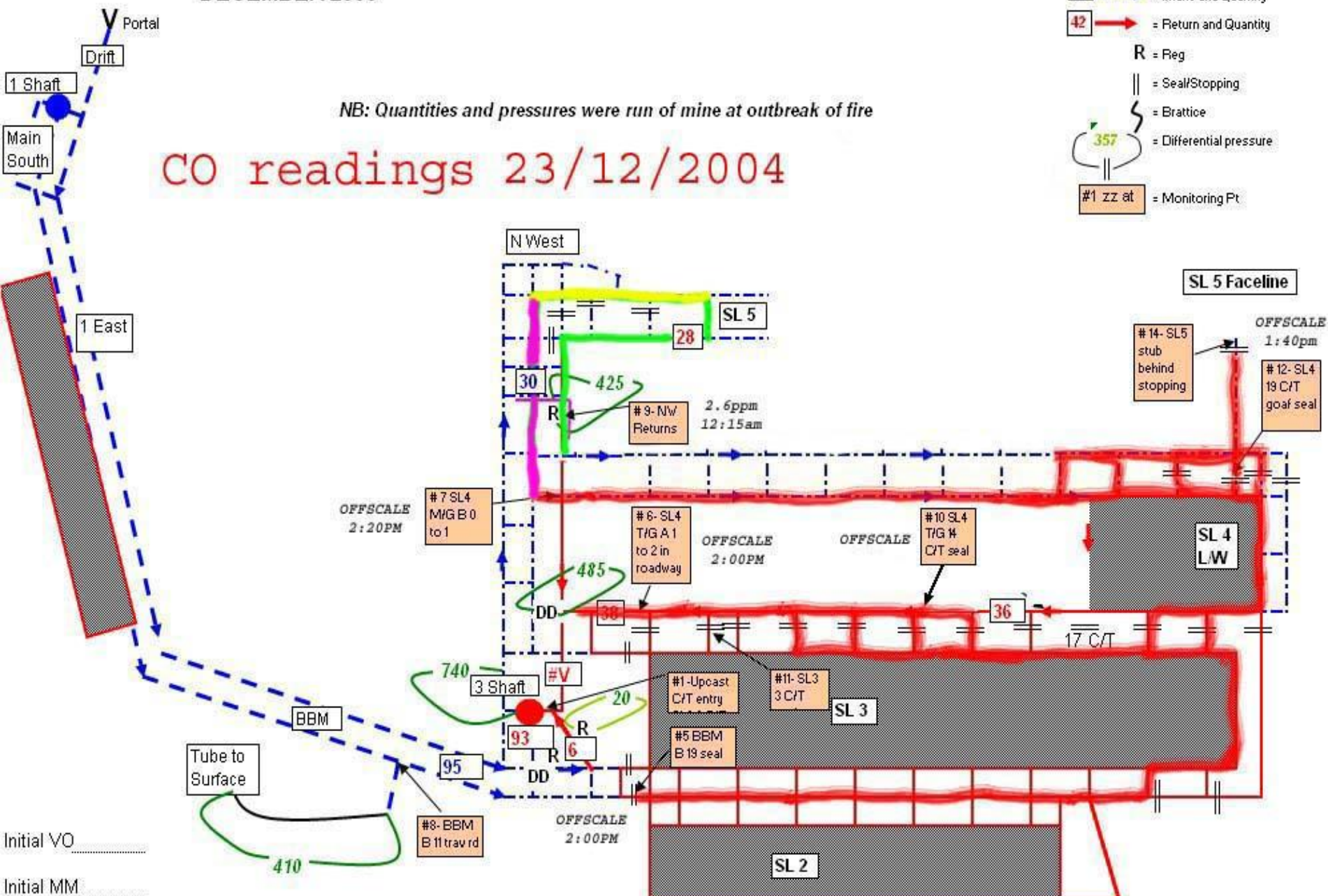
DECEMBER 2003

NB: Quantities and pressures were run of mine at outbreak of fire

## CO readings 23/12/2004

**Legend**

- 36 .....▶ = Intake and Quantity
- 42 → = Return and Quantity
- R = Reg
- || = Seal/Stopping
- ⌋ = Brattice
- ↻ 357 = Differential pressure
- #1 zz at = Monitoring Pt



Green <5ppm; Yellow 6 to 25ppm; Blue 26 to 50ppm; Orange 51 to 75ppm; Purple 76 to 100ppm; Red >100ppm





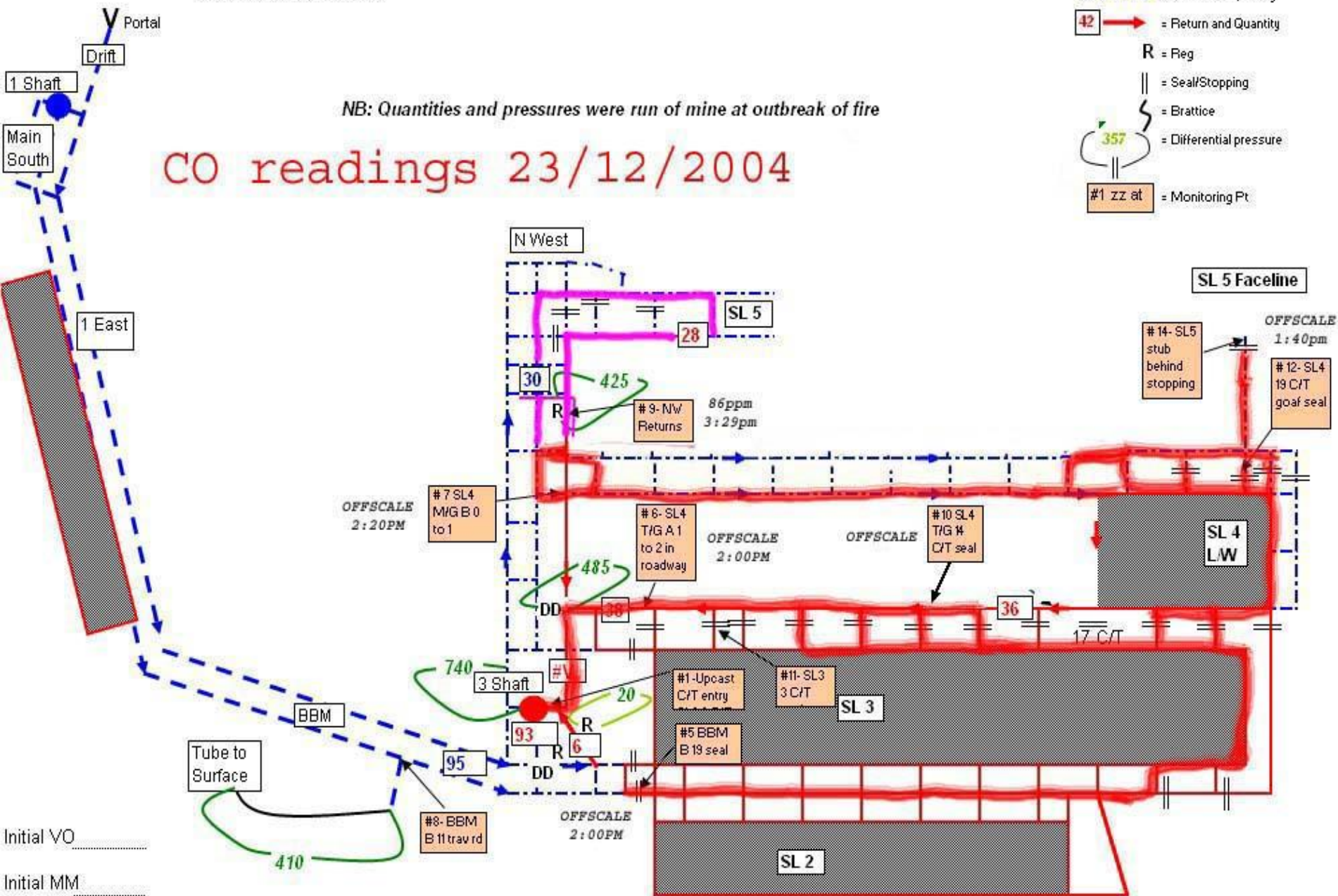
**Southland Colliery Ventilation Schematic**  
**DECEMBER 2003**

**Legend**

- 36 .....▶ = Intake and Quantity
- 42 → = Return and Quantity
- R = Reg
- || = Seal/Stopping
- ⋈ = Brattice
- ⊖ = Differential pressure
- #1 ZZ at = Monitoring Pt

*NB: Quantities and pressures were run of mine at outbreak of fire*

**CO readings 23/12/2004**



Green <5ppm; Yellow 6 to 25ppm; Blue 26 to 50ppm; Orange 51 to 75ppm; Purple 76 to 100ppm; Red >100ppm

# Southland Colliery Ventilation Schematic

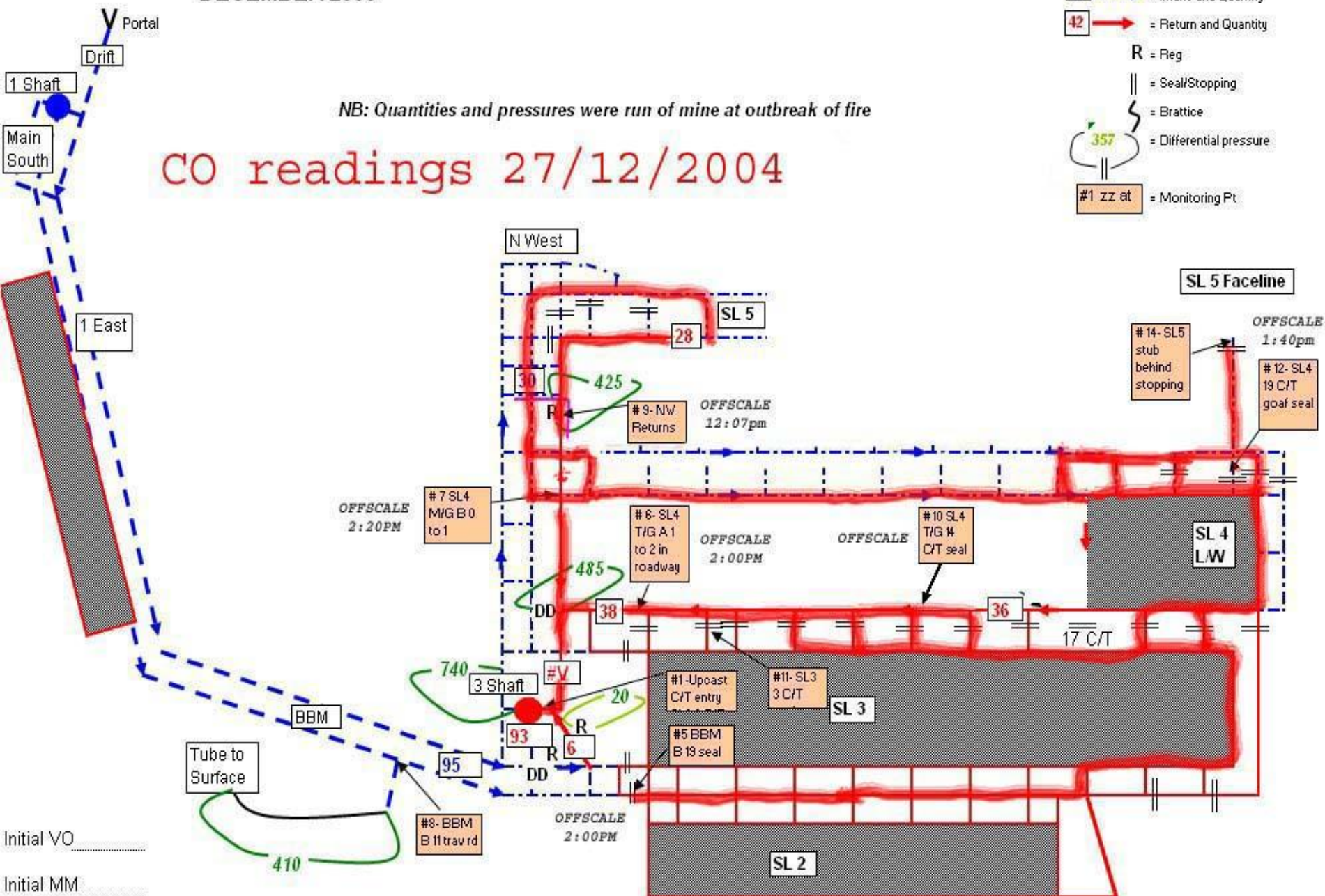
DECEMBER 2003

## Legend

- 36 .....▶ = Intake and Quantity
- 42 → = Return and Quantity
- R = Reg
- || = Seal/Stopping
- ⌋ = Brattice
- ⌋ (with 357) = Differential pressure
- #1 zz at = Monitoring Pt

NB: Quantities and pressures were run of mine at outbreak of fire

## CO readings 27/12/2004



Initial VO \_\_\_\_\_  
Initial MM \_\_\_\_\_

Green <5ppm; Yellow 6 to 25ppm; Blue 26 to 50ppm; Orange 51 to 75ppm; Purple 76 to 100ppm; Red >100ppm